

Submission Date - 02.07.2026



BURARI PUBLIC SCHOOL

...a venture with **UNIQUE**



Holiday HOMEWORK

NAME _____

CLASS- _____

DEAR PARENTS,

Few fun activities which will help you to develop a good bond with your kid and help them to learn some life skills:

Be a friend: play games with your child like - Ludo, Carom, etc.

1. Explore Nature: take your child for morning walk, and along with them count trees, cars, stones, flowers etc. While going for a walk.

Playing in gardens and parks always bring joy for little kids, at the same time they can prove to be great learning source i.e. Different plants, trees, flowers, leaves, their colours etc. Bring your child close to nature. Take your child to nature walk.

Encourage your child to play with other children helping them to make new friends.

Children must learn to help themselves by folding of apron & napkin, closing & opening of bag, water bottle, fruit box, lunch box etc., hanging of bag & water bottles, buttoning of shirt

Show different vegetables and fruits and ask him/her to identify and pick up whichever he/she wants to eat, its colour and taste etc.

Talk to your child about the things they see around which will help in enriching the child's vocabulary. When you dress up your child make him/her aware about the colour of the dress.

Spend some time with your child by playing or simply conversing in English and develop a habit of speaking proper sentence like:-

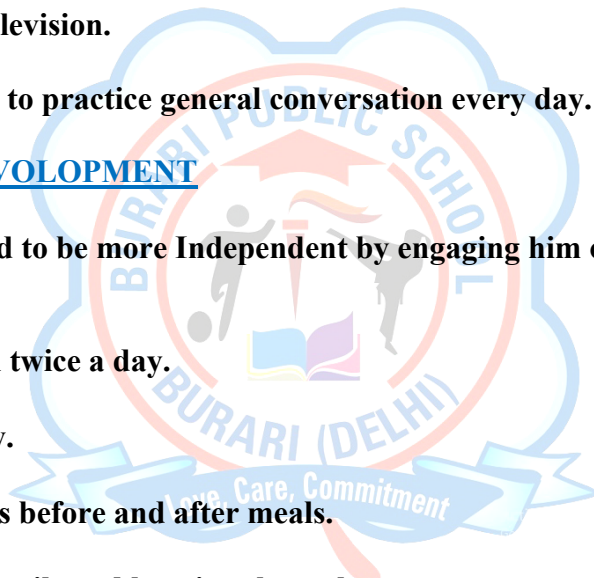
- **How are you? I'm good. Thank you.**
- **Please, open/close my tiffin box /bottle.**
- **I have finished my work / food.**
- **Please, switch off/on the light/fan.**
- **May I go to the park?**
- **May I play with my toys?**

- I am feeling hungry; may I have something to eat.
- Please give me a tissue paper/book/pencil.
- Thank you for the wonderful gift.
- I am thirsty; may I have some water.
- I want to sleep.
- Can I watch television.

Encourage your child to practice general conversation every day.

PERSONALITY DEVELOPMENT

- Help your child to be more Independent by engaging him or her various activities like:-
- Brushing teeth twice a day.
- Bath every day.
- Washing hands before and after meals.
- Trimming the nails and keeping them clean.



Children are amazing...cherish them

They are believable...trust them

They are childlike...let them

They are energetic...nourish them

Here now, be with them...

Innocent, delight in them...

Magical, fly with them...

It is Summertime, and School vacation has begun. It is time for children to play and have fun in the Sun.

The Month of May has brought long, hot days, and now we have our Summer holidays mean no school, waking up late with no set rules, little homework that is easy to do, less studying and lots of fun.

Playing, talking & watching cartoons - the fun continues till the end of June

This beautiful time comes once a year, summer holidays are the best days ever...


Dear Parents,

There is more your kids can do to make their vacation more interesting, meaningful, and full of fun while doing all their favourite things.

Here is a 'Summer Vacation Activity Box' just for them. So, get ready for their treasure hunt, with your help.



- Wiping hands and face.
- Make bed.
- Shampoo and comb hair.
- Have breakfast and milk daily.
- Keep toys at places in shelf.
- Play outside with elders in the evening.
- Save water and electricity.
- Plant one tree sapling to save our mother earth
- Help mother with small errands.
- Buttoning his/her shirt.
- Packing his/her school bags.
- Keeping his/her belongings back in their place.
- Helping mother in laying the table for dinner and keeping the bottles in fridge.
- Arranging shoes in the shoe rack.
- Greeting with a smile when someone comes to the house.
- Answering the phone calls with a polite "hello", also asking "may i know who is calling?"
- Speaking politely and sharing with peers.



SUBJECT :- ENGLISH

1. Do Patterns - Page No. 6 to 16 in English Cursive Book.
2. Write a Small Cursive Alphabet "a to z" in English Cursive Book.
3. Learn Phonetics Sound



SUBJECT:- ART AND CRAFT

Do the Following Page Numbers
in Art and Craft Book:-

PAGE NO 8,9,13,15,25,27,29,37,41

Love, Care, Commitment

दिन -

दिनांक -



वर्णों को जोड़ कर लिखिए



क → ब कब
→ ल
→ द

ग → ज
→ ल
→ म

ख → ग
→ ट
→ न


घ → ट
→ र
→ स

च → म
→ ल
→ ट

छ → त
→ ल
→ प

ज → प
→ ल
→ ग

झ → प
→ ट
→ र



दिन -

दिनांक -

खाली जगह भरें:

क ग घ ङ
 छ ज झ ञ
ट ठ ड ण
त थ ध न
प फ ब भ
 र ल व
श स ह
 त्र ल

दिन -

दिनांक -

वर्णों को जोड़ कर लिखिए




घ + र =



फ + ल =



ट + ब =



ब + स =



ज + ल =



र + थ =



य + श =



व + क =



ह + ल =



ज + ग =



दिन -

दिनांक -

नीचे दिए गए वर्णों को क्रम अनुसार जोड़कर चित्र बनाओ और रंग भरों।

थ द ध न प फ ब भ च ड ष ग ख क म ल व श क्ष ष ह स त्र ज श्र अ आ इ ई उ ँ अं औ ऑ ऐ ए ऊ

दिन -

दिनांक -

दो अक्षर वाले शब्द

चित्रों को देखकर उनके नामों से मिलाइए ।

Match the following pictures with their names.



+

+

ईख



+

+

बस



+

+

फल



+

+

यज्ञ



+

+

हल



सही अक्षर पर गोला लगाओ




क ख ग ट



घ ख प ध



ग ट न क



घ च ध ज



ग च घ प



प ट ग छ

Day -

Date -

Worksheetbee



WRITE EACH MISSING NUMBER

1		3		5		7		9	10
11	12		14		16		18	19	20
21		23		25		27		29	30
31	32		34		36		38	39	40
41		43		45		47		49	50
51	52		54		56		58	59	60
61		63		65		67		69	70
71	72		74		76		78	79	80
81		83		85		87		89	90
91	92		94		96		98	99	100


Worksheetbee /

Day -

Date -

After numbers 1 to 100


97		25		22	
51		37		10	
80		54		79	
59		16		17	
6		19		3	
15		95		21	
47		53		35	
31		57		23	
89		76		98	



Day -

Date -

Color-by-Number



1 = Green

2 = Light green

3 = Yellow

4 = Gray

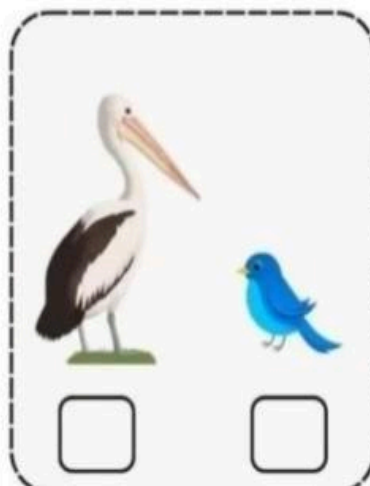




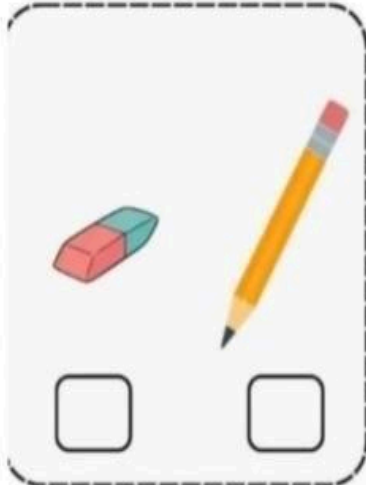
5 = Brown

6 = Blue

Day -

Date -

Look at the set of pictures below and mark the longer one.




Day -

Date -

BIG & SMALL

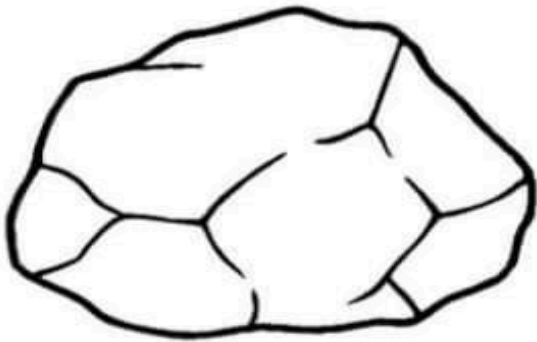
Color Biggest object with blue and Smallest with green.



Day -

Date -

HEAVY AND LIGHT



HEAVY


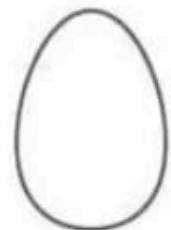


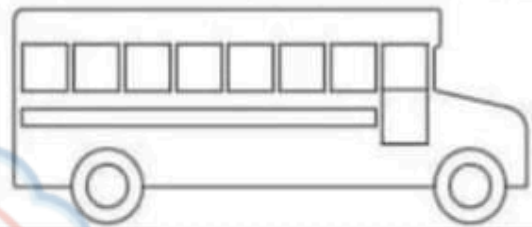

LIGHT

Day -

Date -

Which is Heavier?

Directions: Color the heavier object.

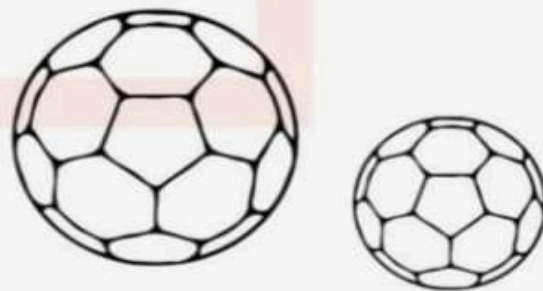




Day -

Date -

Big Or Small ?


Color the small object blue and big object red.



Day -

Date -

Color the tallest picture.




Day -

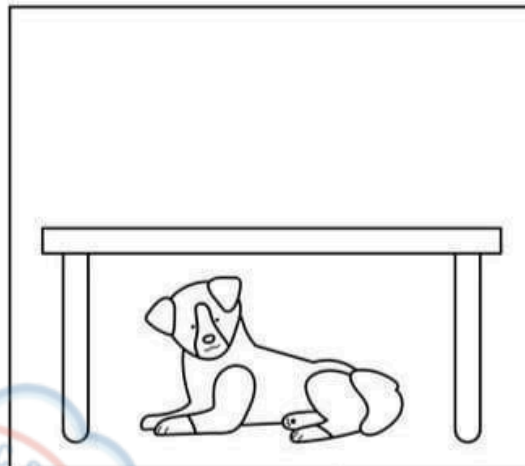
Date -

UP AND DOWN

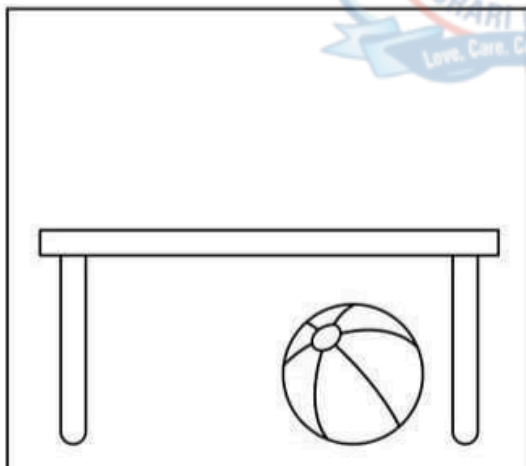
Look at each picture, read the question, and color the correct box for the answer



Where is the Apple?	UP
	DOWN



Where is the Dog?	UP
	DOWN



Where is the Ball?	UP
	DOWN









Where is the Teddy Bear?	UP
	DOWN







Day -







Date -







Shapes Worksheet







Complete the pattern from the options given in box







1.      


2.      

3.      

4.      

5.      

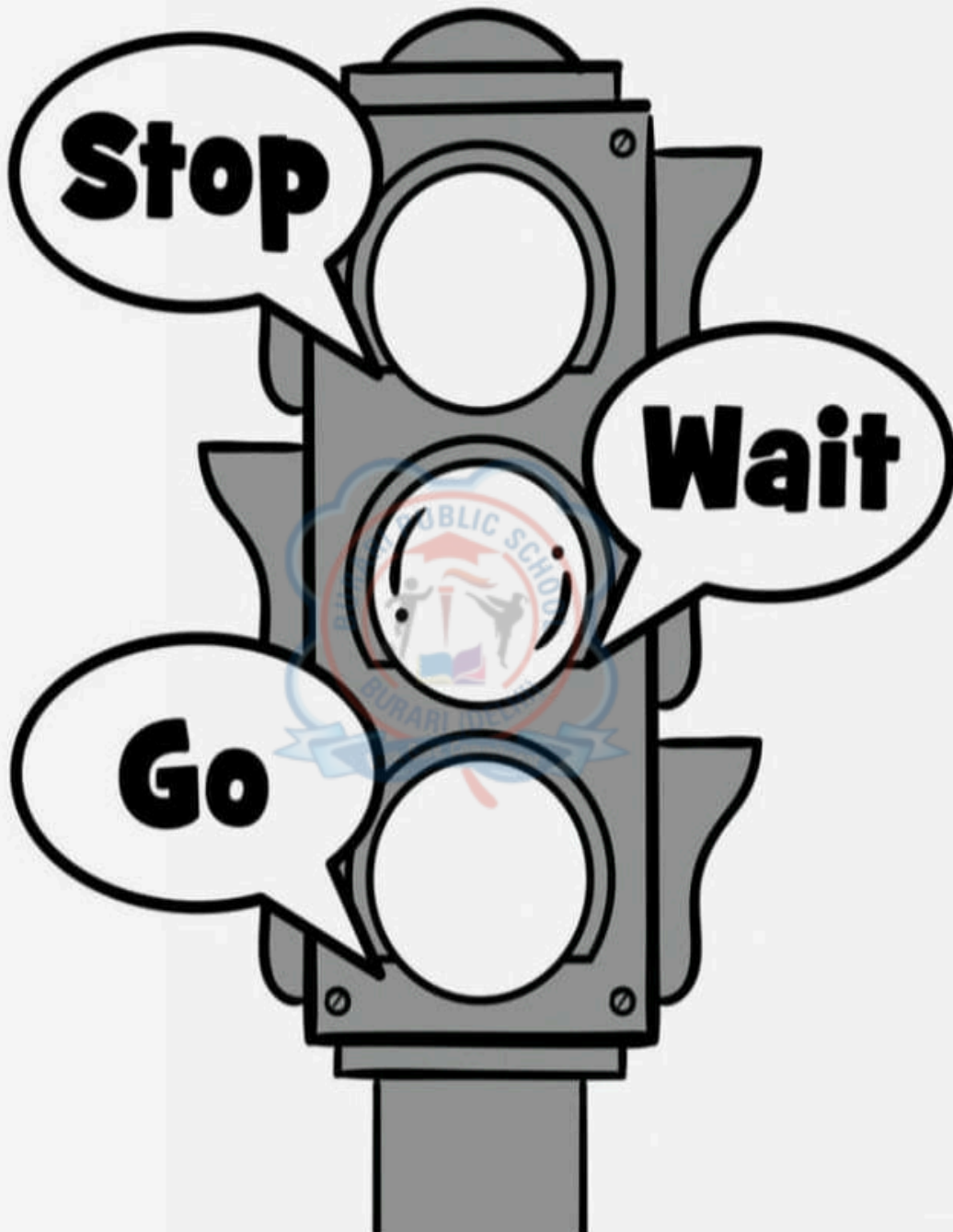
6.      



Day -

Date -

Colour the traffic lights

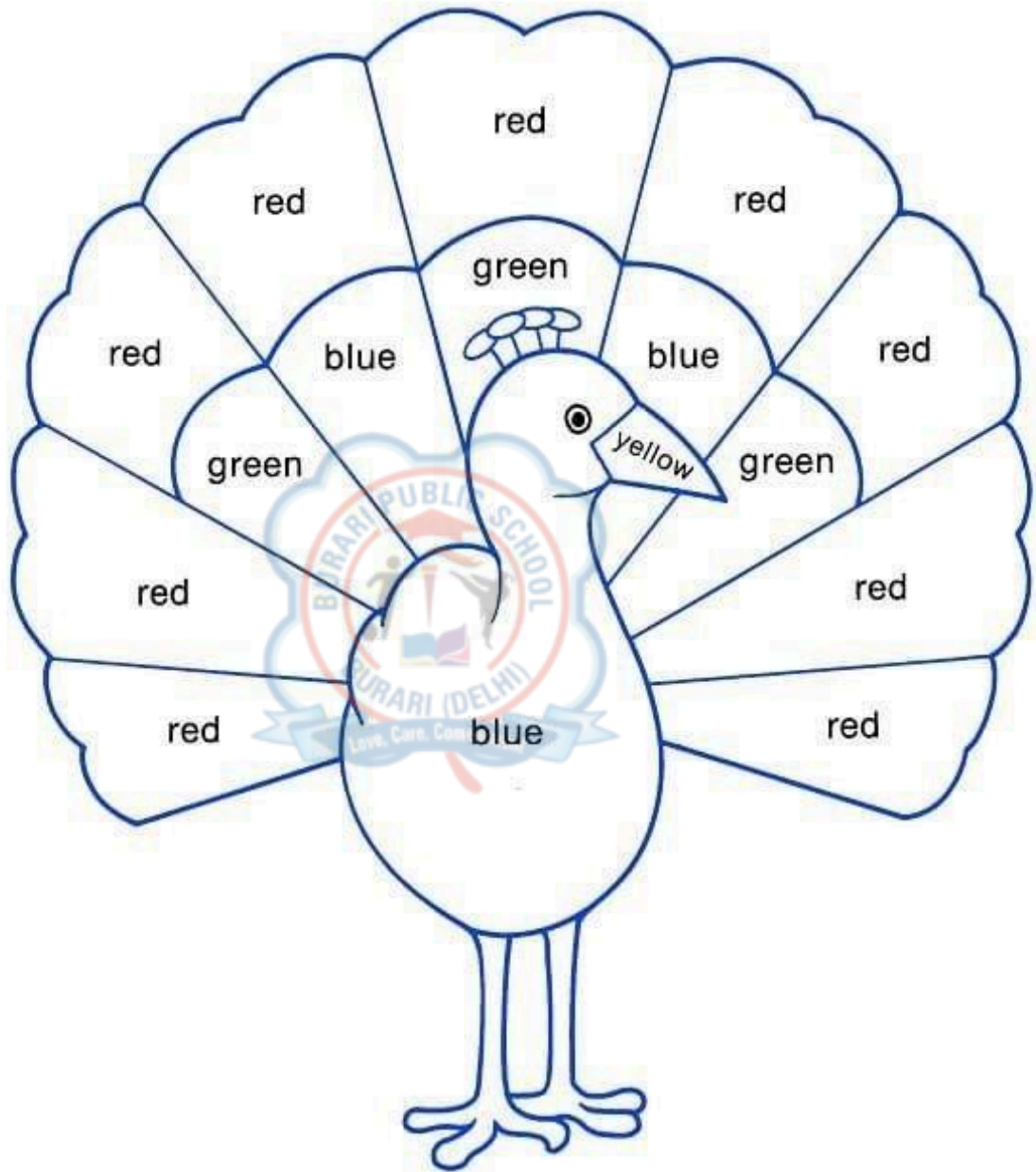


Day - _____

Date - _____

Name _____

Use **red**, **blue**, **yellow**, and **green** to color the picture.



Day -

Date -

WINTER

Circle and color which things you use in winter!



Day -

Date -



PARTS OF BODY

Match each part with their names.



• Leg •



• Eyes •



• Ear •



• Hand •



• Lips •



• Hair •



• Nose •



• Arm •



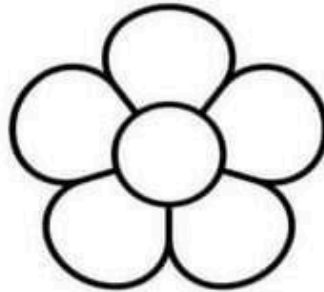
Day -

Date -


Read and Color




My umbrella is pink
and blue.



The flower is red
and yellow.




The ribbon is blue
and yellow.




The bug is red and
black.




The cupcake is red
and pink.



My caterpillar is green
and orange.



The bee is yellow and
black.



My kite is purple
and pink.



The butterfly is pink
and purple.

Day - Date -

My Family Tree



Grandma

Grandpa

Dad

Mom

Sister

Brother

Me

Cut out the family members and glue them in the tree .

Time for Fun, Rest and Refreshing Memories!



HAPPY SUMMER HOLIDAYS



Stay Hydrated

Drink plenty of water daily,
Enjoy coconut water &
Fresh juices



Sun Safety

Avoid direct sun
11am to 4pm,
Wear sunscreen,
hats and light clothes



Keep Learning & Have Fun

Read enjoyable books!
Explore hobbies,
Play Games
spend time with family

May your break be filled with rest, adventure and great memories.

Stay safe, stay curious, and we'll see you soon!

Day - Date -