



BURARI PUBLIC SCHOOL

...a venture with **UNIQUE**



Holiday HOMEWORK

NAME _____

CLASS- _____

DEAR PARENTS,

Few fun activities which will help you to develop a good bond with your kid and help them to learn some life skills:

Be a friend: play games with your child like – Ludo, Carom, etc.

1. Explore Nature: take your child for morning walk, and along with them count trees, cars, stones, flowers etc. While going for a walk.
 - ❖ Playing in gardens and parks always bring joy for little kids, at the same time they can prove to be great learning source i.e. Different plants, trees, flowers, leaves, their colours etc. Bring your child close to nature. Take your child to nature walk.
 - ❖ Encourage your child to play with other children helping them to make new friends.
 - ❖ Children must learn to help themselves by folding of apron & napkin, closing & opening of bag, water bottle, fruit box, lunch box etc., hanging of bag & water bottles, buttoning of shirt
 - ❖ Show different vegetables and fruits and ask him/her to identify and pick up whichever he/she wants to eat, its colour and taste etc.
 - ❖ Talk to your child about the things they see around which will help in enriching the child's vocabulary. When you dress up your child make him/her aware about the colour of the dress.
 - ❖ Spend some time with your child by playing or simply conversing in English and develop a habit of speaking proper sentence like:-
 - How are you? I'm good. Thank you.
 - Please, open / close my tiffin box / bottle.
 - I have finished my work / food.
 - Please, switch off / on the light / fan.
 - May I go to the park?
 - May I play with my toys?
 - I am feeling hungry; may I have something to eat.
 - Please give me a tissue paper/ book/ pencil.
 - Thank you for the wonderful gift.
 - I am thirsty; may I have some water.
 - I want to sleep.
 - Can I watch television.

Encourage your child to practice general conversation every day.

PERSONALITY DEVELOPMENT

- Help your child to be more independent by engaging him or her various activities like:-
- Brushing teeth twice a day.
- Bathing every day.
- Washing hands before and after meals.
- Trimming the nails and keeping them clean.

- Wiping hands and face.
- Make bed.
- Shampoo and comb hair.
- Have breakfast and milk daily.
- Keep toys at places in shelf.
- Play outside with elders in the evening.
- Save water and electricity.
- Plant one tree sapling to save our mother earth
- Help mother with small errands.
- Buttoning his / her shirt.
- Packing his / her school bags.
- Keeping his / her belongings back in their place.
- Helping mother in laying the table for dinner and keeping the bottles in fridge.
- Arranging shoes in the shoe rack.
- Greeting with a smile when someone comes to the house.
- Answering the phone calls with a polite "hello", also asking "may i know who is calling?"
- Speaking politely and sharing with peers.



Wakeup early



Brush your teeth
twice a day



Bath every day



Pray to god



Clean your room



Exercise daily



Good Habits



Drinking water
regularly



Help others



Study regularly



Play games



Eat healthy meals



Early to bed





Children are amazing...cherish them
They are believable...trust them
They are childlike...let them
They are energetic...nourish them
Here now, be with them...
Innocent, delight in them...
Magical, fly with them...

It is Summertime, and School vacation has begun.
It is time for children to play and have fun in the Sun.
The Month of May has brought long, hot days, and now we have our summer holiday
Summer holidays mean no school, waking up late with no set rules, little homework
that is easy to do, less studying and lots of fun.
Playing, talking & watching cartoons - the fun continues till the end of June
This beautiful time comes once a year, summer holidays are the best days ever...

Dear Parents,

There is more your kids can do to make their vacation more interesting, meaningful, and full of fun while doing all their favourite things.

Here is a 'Summer Vacation Activity Box' just for them. So, get ready for their treasure hunt, with your help.



Love, Care, Commitment





Subject - English

***1-Cursive writing book
Do page no - 6 to 14***

2-Learn Phonetic sound

***3-Do given worksheet of
Capital and small alphabet
daily.***



The background features a sandy beach scene with various items: colorful beach balls (yellow and orange, blue and white, red and white), starfish in red, orange, and pink, a blue and white striped beach umbrella, a yellow inflatable ring, and a pair of sunglasses. In the top corners, there are large orange and yellow flowers with green leaves. A faint school logo is visible in the center, containing the text 'BURHANPUR UNIVERSITY' and 'Love, Care, Commitment'.

Subject - Art & Craft

***Do page no - 13, 15,17,21,33
in your book.***

***Make any craft item
from waste plastic bottle.***

Name -

Date -

Trace the dotted letters and write them in the empty boxes below.

A B C D E F G H I

A B C D E F G H I

J K L M N O P Q R

J K L M N O P Q R

S T U V W X Y Z

S T U V W X Y Z



Name -

Date -

Trace the dotted letters and write them in the empty boxes below.

a b c d e f g h i


a b c d e f g h i

j k l m n o p q r

j k l m n o p q r

s t u v w x y z

s t u v w x y z



Name -

Date -

BEGINNING SOUND

Match the correct beginning sound of each picture.



I

J

K

L

M

N

O

P

Q



R

S

T

U


V

W

X

Y

Z



Name -

Date -



Circle the beginning sound.



C A N



T R A



C D O




C A B



G B A



B O K



A C R



A E F



C Y B



E L B



S U B



N M O



A T C



D G O



T R A




S U N



A P C



E P R



G R A



E R I



E I R



O L K

Name -

Date -

Circle the correct letter



b	g	e
---	---	---



i	h	d
---	---	---

1

n	m	e
---	---	---



b	s	u
---	---	---




z	a	d
---	---	---



a	k	l
---	---	---



c	b	d
---	---	---



नाम: _____


तिथि: _____

अक्षर को चित्र से मिलाओ

अ

.

.



आ

.

.



इ

.

.



ए

.


.



उ

.


.



ऊ

.

.



नाम -

दिनांक -

चित्र देखकर पहला अक्षर लिखो:-



Blank writing lines for the word 'Pomegranate'.



Blank writing lines for the word 'Bamboo'.



Blank writing lines for the word 'Yarn'.



Blank writing lines for the word 'Fire'.



Blank writing lines for the word 'Foot'.



Blank writing lines for the word 'Deity'.



Blank writing lines for the word 'Owl'.



Blank writing lines for the word 'Glasses'.



Blank writing lines for the word 'Sari'.

अः

Love, Care, Commitment



Blank writing lines for the word 'Spinning top'.



Blank writing lines for the word 'Grapes'.




Blank writing lines for the word 'Carrots'.

नाम -

दिनांक -

स्वरों को जोड़कर चित्र में रंग भरे।



नाम -

तिथि -

सही स्वर पर गोला लगाएं



आ अ ऊ इ



ऊ इ ई अ



अ उ ऊ इ



आ ई ऊ इ



आ अ ऊ इ



अ ई ऊ आ

नाम -

तिथि -

खाली स्थान भरिए -

क

ग

ङ

छ

झ

ट

ड

ण

थ

ध

प

ब

म

य

ल

ष

ह

क्ष

ज्ञ

नाम -

दिनांक -

चित्र देखकर पहला अक्षर लिखो:-




Blank writing lines for the word 'Umbrella'.



Blank writing lines for the word 'Pot'.



Blank writing lines for the word 'Plant'.



Blank writing lines for the word 'Mridanga'.

इं

Blank writing lines for the word 'In'.



Blank writing lines for the word 'Tomato'.



Blank writing lines for the word 'Egg'.



Blank writing lines for the word 'Ship'.



Blank writing lines for the word 'India'.



Blank writing lines for the word 'Watch'.



Blank writing lines for the word 'Spoon'.



Blank writing lines for the word 'Watermelon'.



Blank writing lines for the word 'Pot'.



Blank writing lines for the word 'Pigeon'.



Blank writing lines for the word 'Pills'.



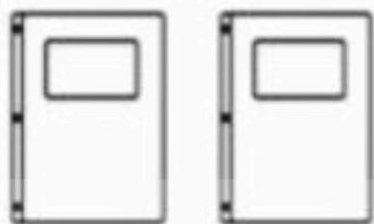
Blank writing lines for the word 'Rabbit'.

Name: _____ Date - _____

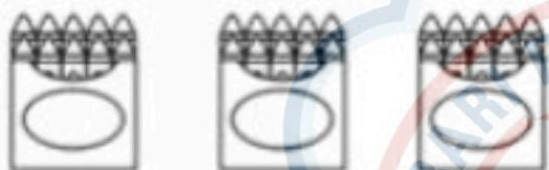
How Many?



Directions: Trace the number to match how many.



1 2 3



3 4 2



5 3 4



2 1 3







3 4 5

Name -

Date -

Write each missing number.



Name -

Date -

Count and Match



19



12



16



18



15



13




17



11




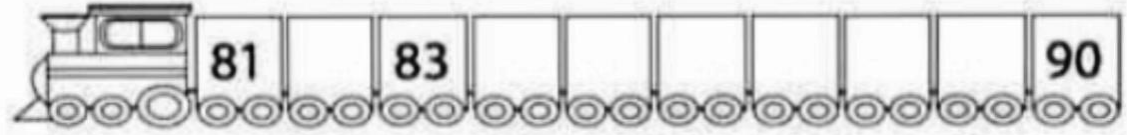

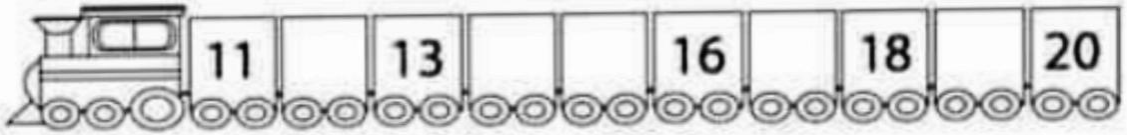

14



Name -

Date -

Write counting 1-100


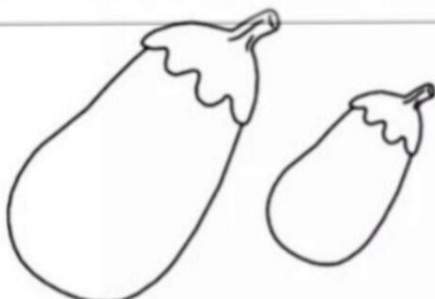


Name _____

Date - _____

Big Or Small ?

Color the small object blue and big object red.


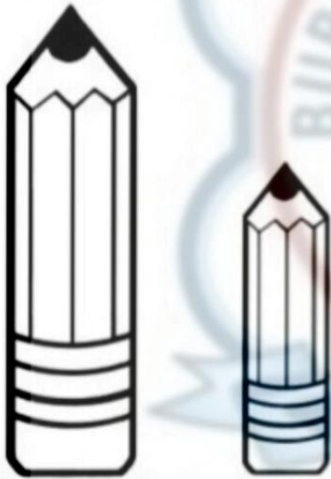



Tall and short

Color the tallest picture

Name _____

Date - _____

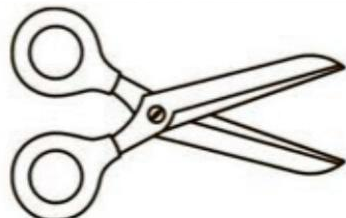
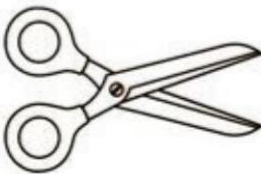









LONG OR SHORT

Circle the shortest and colour the longest.

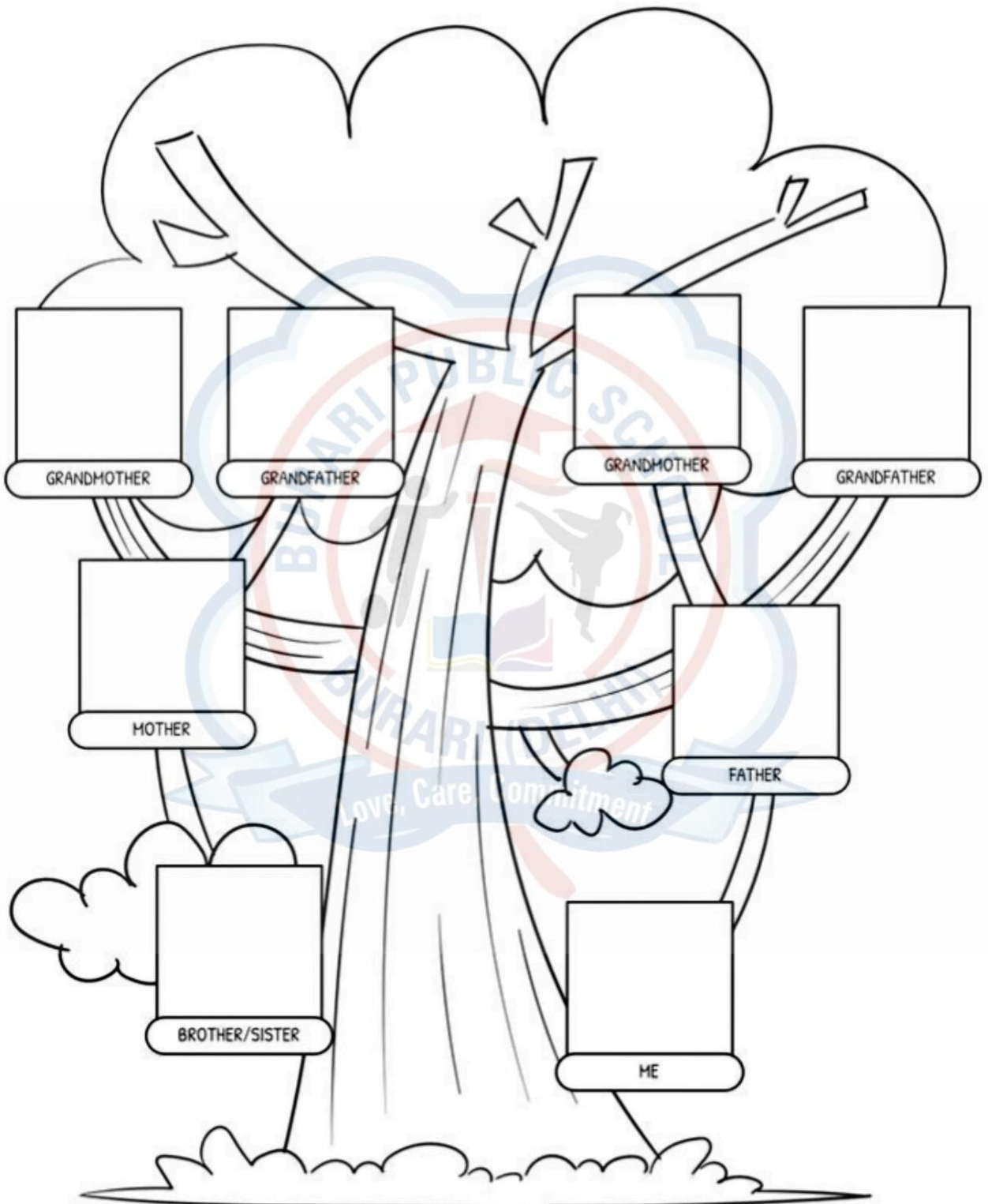
Name -

Date -



My Family Tree

Paste the photo of each family member on the correct tree branch!



Name _____

date _____

Family Members

Match the Word with Picture Carefully

Grandmother ●



Brother ●



Father ●



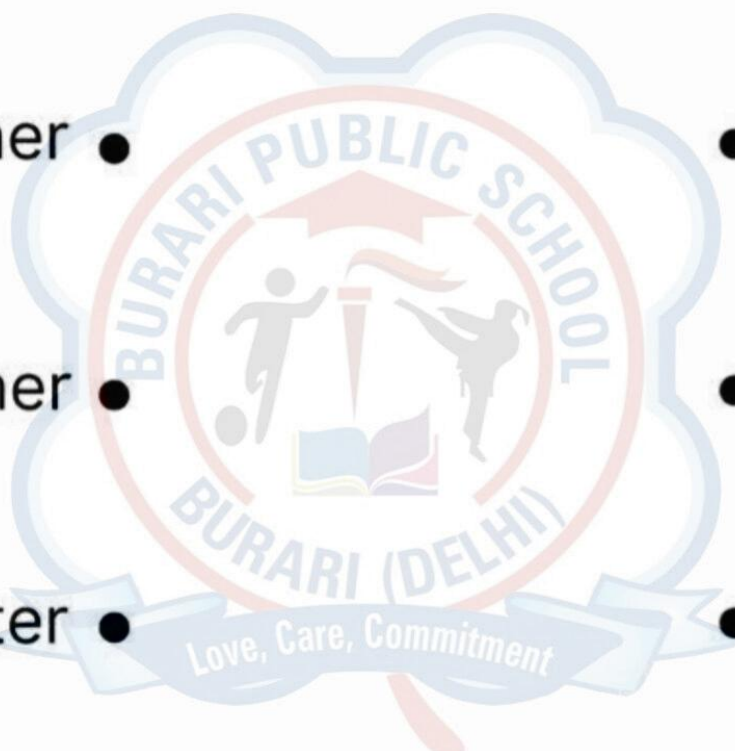
Sister ●



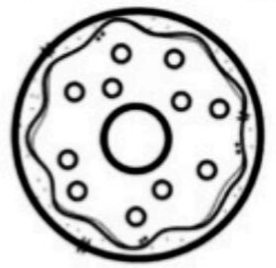
Mother ●



Grandfather ●



Name _____ Date - _____



Healthy or Not Healthy?




Cross out the unhealthy foods. Color the healthy foods.



Name -

Date -


Color only the fruits



Name -

Date -

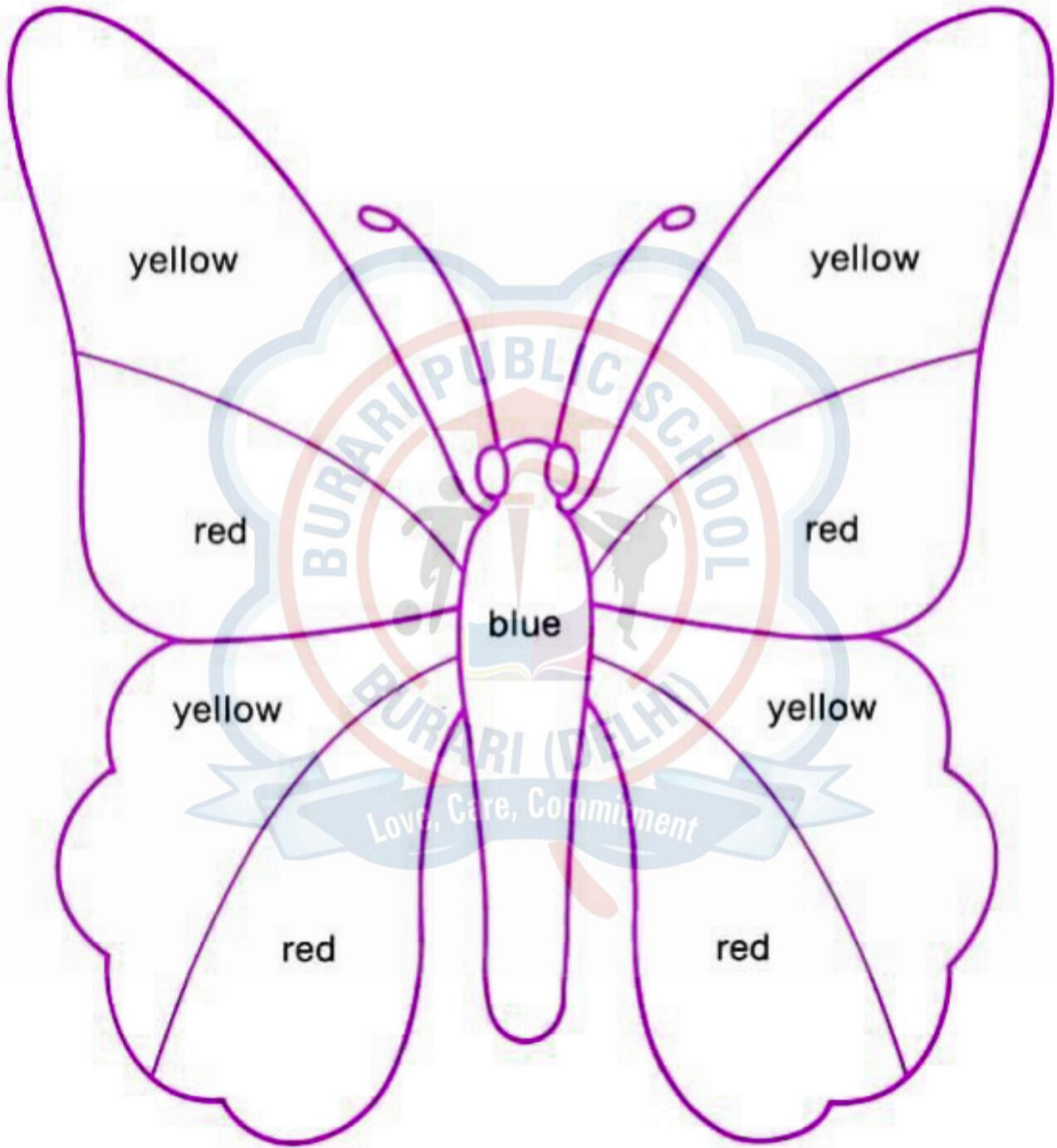
Colour the 'Rabbit' -



Name _____

Date - _____


Use **red**, **blue**, and **yellow** to color the picture.



Name -

Date -

Join the dots and colour the picture :-



Name -

Date -

Colour the picture :-

SUMMER



Time for Fun, Rest and Refreshing Memories!



HAPPY SUMMER HOLIDAYS



Stay Hydrated

Drink plenty of water daily,
Enjoy coconut water &
Fresh juices



Sun Safety

Avoid direct sun
11am to 4pm,
Wear sunscreen,
hats and light clothes



Keep Learning & Have Fun

Read enjoyable books!
Explore hobbies,
Play Games
spend time with family

May your break be filled with rest, adventure and great memories.
Stay safe, stay curious, and we'll see you soon!