



BURARI PUBLIC SCHOOL

...a venture with **UNIQUE**



Holiday HOMEWORK

NAME _____

CLASS- _____

Dear Parents,

Summer Vacations! A wonderful time to rejoice, recreate, and refresh for all children. It is an appropriate period for parents to spend quality time with their children, discover their hidden potential, nurture their talents, and boost their self-esteem.

- Vacations give children a chance to relax and rejuvenate. Along with relaxation, there should be a healthy balance of play and meaningful learning activities. Encourage your child to engage in constructive and creative work, as it enhances confidence and independent thinking.
- As envisioned in the National Education Policy (NEP), children should be encouraged to develop life skills, critical thinking, creativity, communication skills, and experiential learning habits during the holidays. Motivate them to participate in hands-on activities such as art and craft, storytelling, reading, gardening, cooking with supervision, nature observation, puzzles, and simple household responsibilities.
- Encourage your child to read age-appropriate books, newspapers, and magazines regularly to improve vocabulary, comprehension, and communication skills.
- Promote skill-based learning by involving your child in activities that develop problem-solving abilities, teamwork, digital awareness, and self-management skills.
- Encourage your child to eat healthy food and maintain proper hygiene and fitness routines.
- Take your child for outings and fun activities. Try to spend maximum quality time with him/her and develop an everlasting bond.
- Make sure that your child completes his/her Holiday Homework neatly and independently.
- Help your child inculcate good habits such as discipline, kindness, punctuality, responsibility and respect for others.
- Recite stories to your child and encourage him/her to narrate them in their own words to improve imagination and speaking skills.
- Converse with your child in English regularly to enhance fluency and confidence in communication.

Students will be assigned marks for PT-2 upon submission of Holiday Homework. In case a student fails to submit the Holiday Homework, he/she will be marked Zero/Absent for Periodic Assessment – 2.

Holiday Homework **submission period will be from 22/06/2026 to 02/07/2026**. No Holiday Homework will be accepted after 02/07/2026 under any circumstance

We hope that your child will enjoy these activities and return to school with renewed energy, enthusiasm, and creativity.

NOTE: The school will reopen on 01/07/2026.

Kindly complete all the work as directed and submit it in a separate folder.

Regards,
Class Teacher

ENGLISH

ENGLISH PROJECT IDEAS

GENERAL PAGE-WISE FORMAT (10–15 pages)

- Page 1 – Cover Page
- Title of the Project
Student's Name, Class, Section, Roll No.
School Name
Subject: English
- Page 2 – Acknowledgement
 - Page 3 – Index (Contents)
 - Page 4 – Introduction
- Brief description of the topic
- Pages 5–12 – Main Content
- Divided into 4–6 subtopics
Include examples, illustrations, pictures, charts
- Page 13 – Activity / Creative Task
- Poster / Poem / Dialogue / Story
- Page 14 – Learning Outcome
- What the student learned
- Page 15 – Bibliography
- Books / Websites referred

PROJECT TOPICS (Choose any ONE)

1. ♻️ Reduce, Reuse, Recycle (Based on Unit Theme)

Pages 5–12 Content Ideas:

- Meaning of 3Rs
- Importance in daily life
- Examples from “The Recycling Rap”

- Ways students can help environment
- Case Study (e.g., clean-up drives)
- Slogans and awareness ideas

Creative Page: Poster on saving environment

2. ✂ Inspiration from “Ada’s Violin”

Pages 5–12 Content Ideas:

- Summary of the lesson
- Life in Paraguay (brief)
- Importance of music
- Creativity from waste
- Message of hope and determination
- Real-life similar examples

Creative Page: Draw/design an instrument from waste

3. 🌐 One Man, One Movement (Social Change)

Pages 5–12 Content Ideas:

- About Afroz Shah
- Timeline of the movement
- Importance of cleanliness
- Role of youth in change
- Swachh Bharat Mission (brief link)
- Personal responsibility

Creative Page: Write a speech on cleanliness

📖 NEW WORDS

NOTE: Look up the meaning of the following words in the dictionary and write the same on ruled sheet. (Attach the page in the project file)

1. Orchestra
2. Landfill
3. Discarded
4. Resourcefulness
5. Transformation
6. Volunteers
7. Campaign
8. Sustainable
9. Initiative
10. Awareness
11. Pollution
12. Environment
13. Conservation

14. Recycle
15. Biodegradable
16. Persistence
17. Determination
18. Inspiration
19. Responsibility
20. Community

HINDI

1.कार्यकलाप-1 अपनी पाठ्य पुस्तक से किसी भी एक लेखक या लेखिका का जीवन परिचय पर परियोजना कार्य तैयार कीजिए तथा परियोजना कार्य करते समय लेखक/ या लेखिका का चित्र भी चिपकाएं।

2.पोस्टर + स्लोगन एक्टिविटी

🇮🇳 विषय: “स्वच्छ भारत” या “जल बचाओ”

- 1 आकर्षक पोस्टर बनाएं
- 2-3 स्लोगन लिखें

3. अनुच्छेद लेखन (150 शब्द)

किसी एक विषय पर लिखिए (कारण + प्रभाव + समाधान शामिल करें):

- *जंक फूड्स का बच्चों पर प्रभाव
- *जल संकट
- * इंटरनेट का लाभ और हानि

4. Mini Magazine Project 📖

“मेरी यादगार छुट्टियाँ” विषय पर 7-8 पेज की छोटी मैगज़ीन बनाइए जिसमें:

- 1 कहानी (अपनी पसंद की)
 - 1 कविता (अपनी पसंद की)
 - 1 मजेदार चुटकुला
 - 2 पहेलियाँ (puzzle)
 - 1 चित्र/ दृश्य (प्राकृतिक/ समाजिक)
- *महाभारत का कोई एक पात्र जो आपको पसंद हो चित्र सहित कारण बताये क्यों?

5.अपने घर/आसपास से 20 शब्द खोजिए (जैसे: रेलगाड़ी , टीवी, सुंदर आदि) और उन्हें वर्गीकृत करें:

- *संज्ञा
- *क्रिया
- *विशेषण

6. भारत के किसी भी ऐतिहासिक स्थल का भ्रमण करें और उसके इतिहास की जानकारी एकत्रित करें। उसके आधार पर उस स्थल की भूतकाल (इतिहास) और वर्तमान स्थिति की तुलना करते हुए एक विवरण लिखिए।

✍ लिखने के बिंदु:

- * ऐतिहासिक स्थल का नाम और स्थान
 - * उसका ऐतिहासिक महत्व (कब और क्यों प्रसिद्ध हुआ)
 - * पहले उस स्थल की स्थिति कैसी थी (इतिहास के अनुसार)
 - * वर्तमान में उसकी स्थिति कैसी है
 - * भूतकाल और वर्तमान में मुख्य अंतर
 - * आपके सुझाव: इसे और बेहतर कैसे बनाया जा सकता है
- 📄 विवरण 180–200 शब्दों में लिखें

Note : दिया गया कार्य आप A4 size की रंगीन शीट पर करें | आपका कार्य रोचक व आकर्षक हो | पूरा कार्य एक फ़ाइल में संकलित करके समय से जमा करें |

MATHEMATICS

- Learn and write the tables from 2 to 20.
- Write Roman numbers from 1 to 100.
- Write the squares of first 25 natural numbers on an A4 sized colored sheet.
- Write the cubes of first 20 natural numbers on an A4 sized colored sheet.
- Practice the taught portion (Ch-1 A square and A cube and Ch-2 Power Play) in a separate practice notebook.

PROJECT WORK-I

📄 Prepare a project on the life history and their contribution to mathematics of any three Great Mathematicians.

🎯 Aim

To explore the life, research, and contributions of famous mathematicians and understand their role in developing mathematics.

📌 Step 1: Choose Any 3 Mathematicians

Students can choose from examples like:

- Srinivasa Ramanujan
- Aryabhata
- Euclid
- Pythagoras

- Isaac Newton

(Students may also choose others)

Step 2: Structure of the Project

Each mathematician should be covered in 3–4 pages with the following headings:


1. Introduction of the mathematician

2. Early Life

- Childhood and education

3. Contributions to Mathematics

- Main discoveries or theories
- Important formulas or concepts

 Example:

Pythagoras → Pythagoras Theorem

Aryabhata → Concept of zero, astronomy

4. Research Work

- What problems did they solve?
- How did their work help mathematics grow?

5. Real-Life Impact

- How their work is used today
- Examples from daily life

6. Conclusion

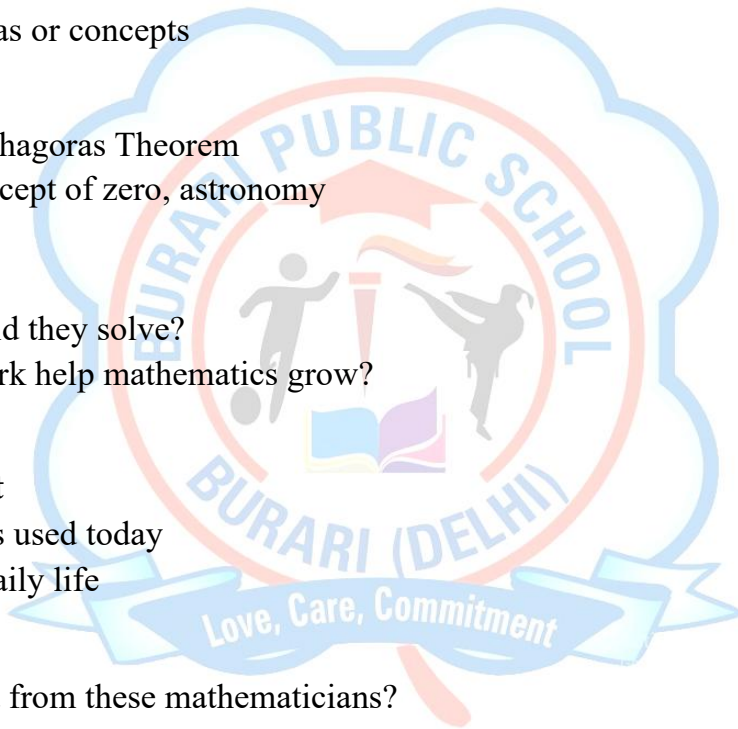
- What you learned from these mathematicians?

Step 3: Presentation Ideas

- Add pictures/drawings of mathematicians

Step 4: Reflection (Skill-Based Part)

- Write 5–6 lines:
- Which mathematician inspired you the most? Why?



PROJECT WORK-II

Budget Planning for an International Trip


Objective:


To develop practical skills in budgeting, estimation, and financial planning using mathematical concepts.

Task:

Imagine that you are planning a 7-day international trip to any country of your choice. Prepare a detailed budget plan covering all major expenses.

Instructions:

 Choose any country you would like to visit.


 List Major Expenses:

Include the following in your budget:

- Airfare (to and from)
- Accommodation (hotel stay for 7 days)
- Food expenses (per day)
- Local transportation
- Sightseeing / entry tickets
- Shopping / miscellaneous expenses
- Visa charges (if applicable)

 Currency Conversion:

- Find the currency of the selected country.
- Convert all expenses into Indian Rupees (₹).
- Total Budget Calculation:
- Calculate the total cost of the trip.
- Show all calculations clearly.

 Savings Plan:

If you want to go on this trip after 6 months, how much should you save per month?

Presentation:

Present your work neatly. You may include pictures, charts, or tables to make it attractive.

Submission Guidelines:

- **Submit work in a well-organized file/folder.**
- **Mention your name, roll number, and section on every page.**

SCIENCE

Topic 1: Earth as a Giant Magnet (Roll No. 1 to 15)

- Hang a bar magnet freely using a thread and allow it to settle.
- Observe the direction in which it comes to rest and compare it with the direction shown by a magnetic compass.
- Based on your observations, make a poster and explain why the Earth itself behaves like a giant magnet with north and south poles

Topic 2: Contact & Non-Contact Forces (Roll no. 16 to 30)

- Create a colourful poster showing examples of contact forces, such as frictional and muscular force, and non-contact forces, such as gravitational and magnetic force.
- Clearly label each force and write a note explaining these forces.
- Draw objects demonstrating each type of force and use bright colours to make your poster attractive.

Topic 3: States of Matter Model

- Using cotton balls, coloured beads, or marbles, create a wall-mounted collage that shows how particles are arranged in solids, liquids, and gases.
- Include arrows to indicate motion and spacing. Display your model and explain how the arrangement changes with temperature and interconversion among states of matter.

Topic 4: Mixtures & Compounds Around Us

- Collect product labels from household items like detergents, snacks, or beverages. List the chemical mixtures and compounds contained in these products.
- Identify which ingredients are mixtures and which are pure compounds.

SOCIAL SCIENCE

Project 1:

Select any one imaginary product or service such as a clothing brand, biscuits, chocolates, cosmetics, food items, or any other business idea. Create your own brand name and design a unique logo for it. Prepare a detailed project report as an entrepreneur explaining how you planned to start the business, the amount of capital required, the number of workers or labourers involved, and the steps you took to establish the business. Also describe how, as an entrepreneur, you managed and coordinated all the resources effectively to run the business successfully.

Instructions:

- The project report should be of **20–25 pages**.
- Use **A4 size coloured** sheets for presentation.
- Design and include a **creative brand logo**.
- You may draw pictures by hand or create/design your product using **AI-generated images**.
- Paste relevant pictures and illustrations to make the project visually attractive and creative.
- Maintain neatness, proper headings, and an organized presentation throughout the report.

Project 2:

Prepare a creative collage on the topic “Renewable and Non-Renewable Resources” on a big colourful chart paper. Include relevant pictures, drawings, cut-outs, or printed images representing different types of renewable and non-renewable resources. Label each resource clearly and decorate the chart neatly.

COMPUTER

Project: Artificial Intelligence and Machine Learning

Task:

1. Create a Presentation in MS PowerPoint:

- Open Microsoft PowerPoint and create a new presentation.
- The project should be based on the topic “Artificial Intelligence and Machine Learning”.
- Use different PowerPoint tools and features to design your slides.

2. Content Requirements:

- The presentation must contain minimum 10–12 slides.
- Use proper titles and subheadings on each slide.
- Include simple explanations suitable for Class 8 level.
- Add relevant images, diagrams, or icons to make the presentation attractive.

3. Topics to Include (Slide-wise):

1. Title Slide

- Topic: Artificial Intelligence and Machine Learning
- Student Name, Class, Section

2. Introduction to Artificial Intelligence

- What is Artificial Intelligence?

3. Applications of Artificial Intelligence

- Use of AI in daily life (e.g., mobile phones, games, etc.)

4. Advantages of Artificial Intelligence

5. Disadvantages of Artificial Intelligence

- Machine Learning

6. Introduction to Machine Learning

- What is Machine Learning?

7. Types of Machine Learning (Basic)
 - Supervised Learning
 - Unsupervised Learning
8. Applications of Machine Learning
 - AI vs Machine Learning
9. Difference between AI and Machine Learning
 - Future Scope
10. Future of AI and Machine Learning

4. Use of PowerPoint Tools:

Students must use:

- Themes and Slide Layouts
- Font Styles, Colors, and Sizes
- Insert Pictures / Icons
- SmartArt / Shapes
- WordArt for headings
- Slide Transitions (simple and neat)
- Bullet Points for content

5. Formatting Instructions:

- Keep slides simple and not overcrowded.
- Use clear and readable fonts.
- Maintain proper alignment and spacing.
- Use attractive but decent color combinations.

6. Submission Guidelines:

- Take a printout of all slides (1 slide per page).
- Arrange them neatly in a punch hole file.
- Ensure your presentation is creative, neat, and informative, and shows proper use of PowerPoint tools.

Activity: Networking Devices Chart

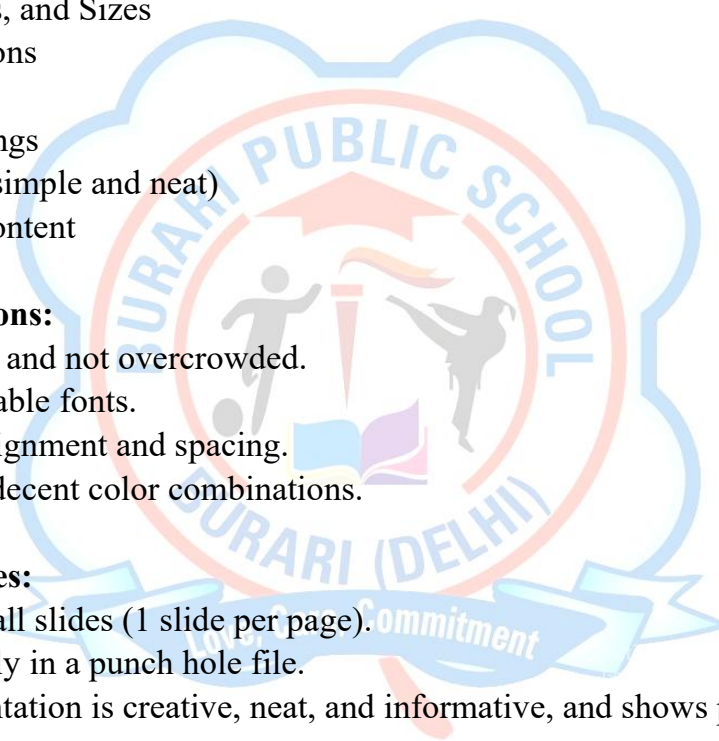
Task:

1. Create a Chart:

- Prepare a chart on the topic “Networking Devices”.
- You can use any chart size (A3 / A2 / or bigger).

2. Content Requirements:

- Draw and label pictures of networking devices only.
- No description or explanation is required.
- Include at least 6–8 devices, such as:
 - Hub



- Switch
- Router
- Modem
- Repeater
- Bridge
- Gateway
- Access Point

3. Instructions:

- Draw neat and clear diagrams of each device.
- Write the name of each device below its picture.
- Use colors/sketch pens to make it attractive.
- Arrange the drawings properly with equal spacing.

4. Submission Guidelines:

- Complete the chart neatly.
- Focus on clean drawing, proper labeling, and creativity.

SANSKRIT

व्याकरण और भाषा

✍ 1. सन्धि अभ्यास

- दीर्घ, गुण और वृद्धि सन्धि के 5-5 उदाहरण सूत्र सहित लिखिए।

✍ 2. धातु रूप विस्तार

- 'पठ्', 'गच्छ्' अथवा 'स्था' धातु के रूप सभी पाँचों लकारों (लट्, लृट्, लङ्, लोट्, विधिलिङ्) में लिखिए।

📖 3. संख्या ज्ञान

- 1 से 50 तक की संस्कृत गिनती लिखिए और याद कीजिए।

🌿 4. पर्यावरणम्

- 'प्रदूषण' अथवा 'वृक्षों का महत्व' विषय पर संस्कृत में एक अनुच्छेद लिखिए।

📖 5. शिक्षा से संबंधित श्लोक

- शिक्षा से संबंधित 5 श्लोक सुंदर लिखावट में लिखिए तथा उनका भावार्थ विस्तार से समझाइए।

🎯 निर्देश

लिखावट साफ और सुंदर रखें
हिंदी/संस्कृत प्रोजेक्ट के लिए रंगीन पेन और चित्रों का प्रयोग करें।

संस्कृत व्याकरण और भाषा

- सन्धि अभ्यास: दीर्घ, गुण और वृद्धि सन्धि के 5-5 उदाहरण सूत्र सहित लिखें। धातु रूप विस्तार: 'पठ्', 'गच्छ्' या 'स्था' धातु के रूप सभी पाँचों लकारों (लट्, लृट्, लङ्, लोट्, विधिलिङ्) में लिखें।
- संख्या ज्ञान: 1 से 50 तक की संस्कृत गिनती लिखें और याद करें।
- पर्यावरणम्: 'प्रदूषण' या 'वृक्षों का महत्व' पर एक अनुच्छेद संस्कृत में लिखें।
- शिक्षा से संबंधित 5 श्लोकों को सुंदर लिखावट में लिखें और उनका भावार्थ विस्तार से समझाएँ।

निर्देश :-लिखावट साफ़ और सुंदर रखें। हिंदी प्रोजेक्ट के लिए रंगीन पेन और चित्रों का प्रयोग करें।

GENERAL KNOWLEDGE

Topic 1:

Prepare a project file (8–10 pages) on the theme “Making the World Green”.

Your project should show:

- Understanding of environmental problems
- Contribution of eco-warriors
- Your role in protecting nature

Topic 2:

Prepare a mini recipe card of your favourite traditional Indian dish and include:

- Name of the dish
- Ingredients used
- Simple method of preparation
- State it belongs to
- Why you like it
- Paste/draw a picture of the dish

MORAL MINDS

Task 1 - Interview Task (Ask 4 - 5 people):

* “What values helped you in life?”

☞ Present answers creatively on A – 4 size sheet

Task 2 – No screen challenge

Spend at least 1 day in a week without gadgets and write (use A – 4 size sheets):

- What you did? (20 – 30 words)
- What you learnt? (20 – 30 words)

Task - 3 Kindness Dice Game

* Make a paper dice.

Write actions like:

- Help someone
- Say thank you
- Share something etc.

* Roll daily for 10 days and complete the task. Also, write 4 – 5 lines (Use A – 4 size sheet) about each task that you have completed and how you felt.

Task – 4, Donate and Reflect

Identify items in good condition (books, clothes, stationery, toys, etc.) that you no longer need and donate them to someone who could benefit from them (an individual, community helper, or an organization).

Guidelines: * Ensure the items are clean and usable

* Donate respectfully and responsibly

* If possible, interact politely with the recipient or understand the impact of your contribution

Reflection Questions (Write responses on A – 4 size sheet)

1. What did you choose to donate and why?
(Explain your choice and its usefulness to the receiver.)
2. Who did you donate to?
(Describe the person/community/organization and why you chose them.)
3. What impact do you think your donation will have?
(Think beyond the object—how might it help them?)
4. How did this experience make you feel?
(Reflect honestly—did it change your perspective in any way?)
5. What did you learn about privilege, needs, and sharing?

FRENCH

- **Mini French Dictionary**

Prepare a mini dictionary by systematically writing ten words with meaning per day for each letter of the alphabet.

(Decorate your holiday homework beautifully.)

ART AND CRAFT

Craft 1: Make a decorative face mask from waste material for wall decoration.

Craft 2: Make 2 beautiful bookmarks.

Craft 3: Make a bowl from paper Mache.