



BURARI PUBLIC SCHOOL

...a venture with **UNIQUE**



Holiday HOMEWORK

NAME _____

CLASS- _____

Dear Parents,

Summer Vacations! A wonderful time to rejoice, recreate, and refresh for all children. It is an appropriate period for parents to spend quality time with their children, discover their hidden potential, nurture their talents, and boost their self-esteem.

- Vacations give children a chance to relax and rejuvenate. Along with relaxation, there should be a healthy balance of play and meaningful learning activities. Encourage your child to engage in constructive and creative work, as it enhances confidence and independent thinking.
- As envisioned in the National Education Policy (NEP), children should be encouraged to develop life skills, critical thinking, creativity, communication skills, and experiential learning habits during the holidays. Motivate them to participate in hands-on activities such as art and craft, storytelling, reading, gardening, cooking with supervision, nature observation, puzzles, and simple household responsibilities.
- Encourage your child to read age-appropriate books, newspapers, and magazines regularly to improve vocabulary, comprehension, and communication skills.
- Promote skill-based learning by involving your child in activities that develop problem-solving abilities, teamwork, digital awareness, and self-management skills.
- Encourage your child to eat healthy food and maintain proper hygiene and fitness routines.
- Take your child for outings and fun activities. Try to spend maximum quality time with him/her and develop an everlasting bond.
- Make sure that your child completes his/her Holiday Homework neatly and independently.
- Help your child inculcate good habits such as discipline, kindness, punctuality, responsibility, and respect for others.
- Recite stories to your child and encourage him/her to narrate them in their own words to improve imagination and speaking skills.
- Converse with your child in English regularly to enhance fluency and confidence in communication.

Students will be assigned marks for PT-2 upon submission of Holiday Homework. In case a student fails to submit the Holiday Homework, he/she will be marked Zero/Absent for Periodic Assessment - 2.

Holiday Homework **submission period will be from 22/06/2026 to 02/07/2026.**
No Holiday Homework will be accepted after 02/07/2026 under any circumstances

We hope that your child will enjoy these activities and return to school with renewed energy, enthusiasm, and creativity.

NOTE: The school will reopen on 01/07/2026.

Kindly complete all the work as directed and submit it in a separate folder.

Regards,
Class
Teacher

ENGLISH

- ACTIVITY ZONE

Complete the first 15 pages of your writing book.

1. “My Dream Holiday” Project

✓ **What to do:**

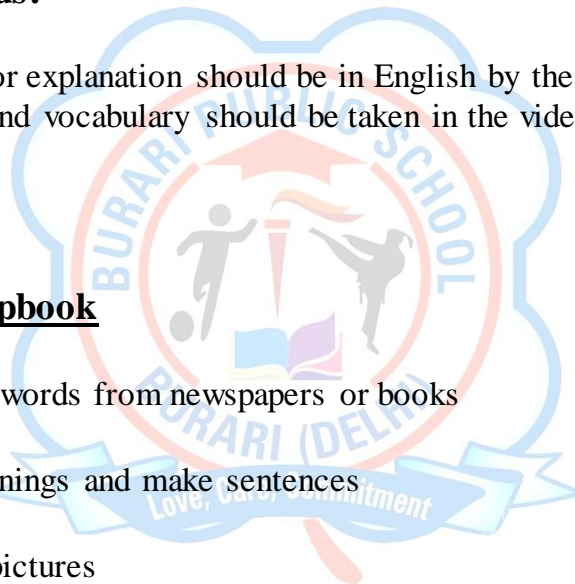
Create a vlog video of 1-2 min on the destination you will visit in summer vacation.

✓ **Things to focus:**

- All the conversation or explanation should be in English by the students.
- Appropriate content and vocabulary should be taken in the video.

2. Vocabulary Scrapbook

- Collect 10 new words from newspapers or books
- Write their meanings and make sentences
- Decorate with pictures





BURARI PUBLIC SCHOOL
... a venture with **UNIQUE**

PERIODIC TEST – II(2026-27)

CLASS – V

SUBJECT - ENGLISH -I

DATE _____

M.M – 20

NAME: _____ ROLL NO - _____ T. SIGN _____

GENERAL INSTRUCTIONS:

- All questions are compulsory. Read the questions carefully before answering.
- Write your answers neatly and legibly.
- Write the correct question number before each answer.
- Marks are indicated against each question.
- This paper is divided into four sections A,B,C,D.
- Section A contains 5 questions of 1 marks each.
- Section B contains 3 questions of 2 marks each.
- Section C contains 2 questions of 3 marks each.
- Section D contains 1 questions of 3 marks .

Note: As per the guidelines of the New Education Policy (NEP), this holiday homework assessment will be conducted as an Open Book Assessment.

Students are encouraged to refer to their textbooks, notebooks, and other learning resources while completing the assignment. The focus of this assessment is on understanding, application, and expression of ideas rather than rote learning.

Students are advised to maintain honesty and originality in their work.

SECTION -A

Q 1) Choose the correct option :-

(5 Marks)

1. What does a pocketful of sympathy cost?

a. lakhs of rupees
a little bit of money

b. absolutely nothing
d. hundreds of rupees

c. only

2. In the story 'Who is Peter Pan', Peter lives in:

a. Island

b. Grassland

c. Neverland

d. Finland

3. Tedious means

- a. happy b. sad c. boring d. doubt
4. **Wendy told Mrs Darling that Peter _____ when he visited her.**
- a. brought her presents b. read her stories
- c. tucked her into bed d. played his pipes for her
5. **Mrs Darling found _____ on the floor of the nursery**
- a. flamingo feathers b. a set of pipes
- c. skeleton leaves d. a toy boat

SECTION -B

Q 2) Answer the following questions in 20-30 words. (6 Marks)

- a) What can a pocketful of sympathy help with? Name any two.
- b) What is Lindsay's Magic Pudding?
- c) What did Mrs Darling remember about Peter from her own childhood?

SECTION -C

Q 3) Answer the following questions in 40-50 words. (6 Marks)

- a) What message does the poem 'A Pocketful of Sympathy' give to its readers?
- b) Why was Mrs Darling sure that Wendy was dreaming?

SECTION -D

Q 4) Read the sentence and answer the following question. (3 Marks)

“We too have been there; we can still hear the sound of the surf, though we shall land no more. ' We' refers to adults here. Why do you think adults can no longer land on the imaginary island like children?”



BURARI PUBLIC SCHOOL
... a venture with **UNIQUE**

PERIODIC TEST – II (2026-27)

CLASS – V

SUBJECT - ENGLISH II

DATE _____

M.M – 20

NAME: _____ ROLL NO: _____ T. SIGN: _____

INSTRUCTIONS:

- All questions are compulsory. Read the questions carefully before answering.
- Write your answers neatly and legibly.
- Write the correct question number before each answer.
- Marks are indicated against each question.

Note: As per the guidelines of the New Education Policy (NEP), this holiday homework assessment will be conducted as an Open Book Assessment. Students are encouraged to refer to their textbooks, notebooks, and other learning resources while completing the assignment. The focus of this assessment is on understanding, application, and expression of ideas rather than rote learning.

Students are advised to maintain honesty and originality in their work.

SECTION- A

Q1. Read the passage carefully and answer the following questions. (5 marks)

One sunny morning, Aman decided to visit the zoo with his parents. He was very excited because he loved animals. At the zoo, Aman saw lions, elephants, monkeys, and colorful birds. The monkeys were jumping from one tree to another and made everyone laugh.

Aman's favorite animal was the elephant because it was huge and gentle. He also learned that animals should be treated kindly and protected. Before leaving, Aman bought a small toy animal from the gift shop. It was a fun and memorable day for him.

Questions:-

1. Where did Aman go?
2. Who went with him?
3. What were the monkeys doing?
4. Aman bought a _____ animal from the shop.
5. Which animals did Aman see?
 - a) Only birds
 - b) Lions and elephants
 - c) Only monkeys

SECTION- B

Q2. Rewrite these sentences using correct plural form.

(2 Marks)

1. I brush my tooth everyday.
2. Nine sheep were grazing in the meadow.
3. Many woman are joining the Indian Army now.
4. Please comb your hairs.

Q3. Circle the word that has been used incorrectly. Rewrite the sentence again using the correct form of abstract noun.

(3Marks)

1. The dog shows a lot of loyal.
2. Laugh is the best medicine.
- 3 The minister had a lot of inform to give us.

Q4. Change the gender of the highlighted nouns.

(3Marks)

1. Priya's aunt and mother are news reporters.
2. The headmaster of the boys' school is very strict.
3. The waitress took our order for lunch.

Q5. Write the antonym form of the highlighted word.

(2 Marks)

1. She has got a permanent position at the school.
2. Garima is always punctual.

SECTION- C

Q6. School Event Notice

(5 Marks)

Your school is organizing a drawing competition for students of Classes IV and V. As the Head Boy/Head Girl, write a notice informing students about the event, date, time, and venue.

Word Limit: 40–50 words

हिन्दी

✓ गतिविधि - 1

शीर्षक - विशेषण और उसके भेद का चार्ट बनाइए ।

निर्देश - विशेषण की परिभाषा और उसके भेद को लिखकर सुन्दर सा चार्ट बनाइए ।

✓ गतिविधि - 2

शीर्षक - विलोम शब्द के फ्लैश कार्ड बनाइए।

निर्देश - किन्हीं 5 विलोम शब्दों के चित्र सहित A 4 साइज शीट पर बनाइए ।

✓ गतिविधि- 3

शीर्षक - पर्यायवाची शब्दों का गुलदस्ता बनाइए।

निर्देश - एक ग्लास को सुंदर तरीके से सजाइए और उसमें 5 पर्यायवाची शब्दों के फूल रखें।
प्रत्येक फूल पर उसका एक चित्र और उसके पर्यायवाची शब्द लिखिए।



BURARI PUBLIC SCHOOL

... a venture with **UNIQUE**

आवधिक परीक्षा- II (२०२६-२०२७)

कक्षा - पांचवी

हिन्दी

दिनांक _____

कुल अंक- २०

नाम: _____ अनुक्रमांक - _____ हस्ताक्षर - _____

सामान्य निर्देश:

- सभी प्रश्न अनिवार्य हैं | प्रश्नों के अंक उनके सामने वर्णित हैं |
- प्रश्न पत्र चार खण्डों में विभाजित है ख, क, ग और घ |
- खंड क साहित्य - खंड ग व्याकरण - खंड ख अपठित बोध - और खंड घ लेखन कौशल -
- प्रत्येक प्रश्न को ध्यानपूर्वक पढ़ते हुए यथासंभव क्रमानुसार उत्तर लिखिए |

नोट: नई शिक्षा नीति (NEP) के दिशानिर्देशों के अनुसार, इस अवकाशकालीन "हकार्य मूल्यांकन को खुली पुस्तक मूल्यांकन (OBT) के रूप में आयोजित किया जाएगा। छात्रों को गृहकार्य पूरा करते समय अपनी "पाठ्यपुस्तकों, नोटबुक और अन्य शिक्षण संसाधनों का उपयोग करने के लिए प्रोत्साहित किया जाता है।" इस मूल्यांकन का मुख्य उद्देश्य रटने के "बजाय विचारों की समझ, अनुप्रयोग और अभिव्यक्ति पर है। छात्रों को अपने कार्य में ईमानदारी और मौलिकता बनाए रखने की सलाह दी जाती है।

खंड - क (अपठित बोध)

प्रश्न १. निम्नलिखित गद्यांश को ध्यानपूर्वक पढ़कर नीचे दिए गए प्रश्नों के उत्तर लिखिए।

(१×५=५)

एक चिड़िया थी उसने एक पोटली बना ली और अच्छा या बुरा जो भी उसके साथ होता था वह एक छोटा सापत्थर उस पोटली में डाल देती थी कुछ ही दिनों में उसकी पोटली बहुत भारी हो गयी जिस कारण वह चिड़िया उड़ नहीं पा रही थी। कुछ और दिन बीतने पर उसका चलना फिरना भी मुश्किल हो गया। हम भी अगर पुरानी अप्रिय बातों को भूलकर भविष्य के पथ पर अग्रसर नहीं होंगे तो हम कभी वर्तमान का आनंद नहीं ले पाएंगे।

क) चिड़िया पोटली में क्या डाल देती थी ?

ख) चिड़िया उड़ क्यों नहीं पा रही थी ?

ग) कुछ और दिन बीतने पर क्या हुआ ?

- घ) इस गद्यांश से हमें क्या शिक्षा मिलती है ?
ङ) गद्यांश में से 'आसमान' शब्द का पर्यायवाची ढूंढ कर लिखिए।

खंड - ख (व्याकरण)

- प्रश्न २. शब्द किसे कहते हैं ? (१)
प्रश्न ३. संज्ञा किसे कहते हैं ? और संज्ञा के कितने भेद होते हैं ? नाम लिखिए (२)
प्रश्न ४. निम्नलिखित वाक्यों में संज्ञा शब्द छांटकर उनके भेद लिखिए - (१×२=३)
क) मयंक रामायण पढ़ रहा है ।
ख) त्योहार जीवन में मधुरता बनाए रखते हैं ।

खंड - ग (साहित्य)

- प्रश्न ५. निम्नलिखित प्रश्नों के उत्तर एक पंक्ति में लिखिए - (१×३=३)
1) लेखिका के पत्र लिखने का क्या कारण था ?
2) भौरे किस प्रकार मंडरा रहे हैं और क्यों ?
3) लेखिका ने हिमाचल प्रदेश के बारे में क्या बताया ?
प्रश्न ६. निम्नलिखित प्रश्नों में कोई एक कीजिए - (१×२=२)
लेखिका ने भारत यात्रा के दौरान काम करने वाले लोगों के बारे में क्या - क्या बताया ?
अथवा
कवि धरा के अमर सपूतों से क्या- क्या अपेक्षाएँ रखता है ?

खंड - घ (लेखन कौशल)

- प्रश्न ७. दिए गए संकेतों की सहायता से ५०- ६० शब्दों में कहानी लिखिए । (५)

गधा, व्यापारी, नदी, फिसलना, रूई, बोरी, नमक, भारी, सीख

MATHEMATICS

• TASK – 1 (PROJECT MAKING)

TOPIC: MY DREAM VACATION

✓ PROJECT FORMAT (What to Include)

Page 1: Cover Page

Title: “My Dream Vacation”

Student’s name, class, section

Draw or paste a picture of the place

Page 2: Introduction

Write 4–5 lines:

Where do you want to go?

Why do you like this place?

Example:

“I want to visit Goa because of its beautiful beaches and fun activities.”

Page 3: Travel Plan

How will you go? (Train/Bus/Flight)

Number of people traveling

Example:

Mode: Train

People: 4

Page 4–5: Budget Calculation (MAIN MATH PART)

Create a table like this:

Expense Type	Cost (₹)
Travel	4000
Hotel	3000
Food	2000
Shopping	1000
Total	?

Add all amounts to find total

Show Calculation Clearly

Page 6: Fun Activities There

List 3–5 things you will do (**PASTE PICTURES**)

Example:

Swimming

Sightseeing

Shopping

Page 7: Bill Making Activity

Create a small bill:

Item	Price
Ice cream	₹ 50
Toy	₹ 150
Snacks	₹ 100
Total	₹ 300

Page 8: Conclusion

Write 3–4 lines:

What did you learn from this project?

Example: “I learned how to plan a budget and add expenses.”

HOW TO MAKE (Step-by-Step)

Take 6–8 A4 sheets or a SCRAP FILE notebook

Arrange pages as per format

Draw tables neatly using ruler

Add colors, borders, and pictures

Write neatly with proper headings

• TASK – 2 (ACTIVITY BASED)

TOPIC: FLASH CARD OF MATHS AROUND ME

✓ PURPOSE

To help students:

Connect maths with daily life

Improve observation skills

Learn concepts in a fun way

✓ MATERIALS REQUIRED

Thick paper / chart paper / index cards

Scissors

Sketch pens / markers

Crayons or color pencils

Glue

Pictures

Pencil & eraser

✓ EXAMPLE

Choose Real-Life Examples

Pick things from daily life:

Clock

Money


Fruits

Bottle

Tiles

✓ NOTE

Draw or Paste, Draw neatly OR paste pictures, Color them nicely





BURARI PUBLIC SCHOOL
... a venture with **UNIQUE**

PERIODIC TEST – II (2026-27)

CLASS – V

SUBJECT - MATHEMATICS

DATE _____

M.M – 20

NAME: _____ ROLL NO: _____ T. SIGN: _____

INSTRUCTIONS:

- All questions are compulsory. Read the questions carefully before answering.
- Write your answers neatly and legibly.
- Write the correct question number before each answer.
- Marks are indicated against each question.

Note: As per the guidelines of the New Education Policy (NEP), this holiday homework assessment will be conducted as an Open Book Assessment.

Students are encouraged to refer to their textbooks, notebooks, and other learning resources while completing the assignment. The focus of this assessment is on understanding, application, and expression of ideas rather than rote learning.

Students are advised to maintain honesty and originality in their work.

SECTION – A

Q1. Tick the correct option: (3 marks)

1. The number which is 10,000 less than 6,21,943 is:
a. 6,11,943 b. 6,01,994 c. 6,10,940 d. 6,10,944
2. What should be subtracted from 48,29,516 to get 47,19,516?
a. 1,10,000 b. 11,00,000 c. 10,10,000 d. 11,10,000
3. If $639 \div 3 = 213$, then, $6,39,000 \div 30$ will give the quotient as:
a. 213 b. 2130 c. 2103 d. 21300

Q2. Assertion and Reason: (2 marks)

1. **Assertion (A):** $144 \div 12 = 12$
Reason (R): Division is the process of equal sharing.

Options:

- A. Both A and R are true, and R is the correct explanation of A
- B. Both A and R are true, but R is not the correct explanation of A
- C. A is true, but R is false
- D. A is false, but R is true

2. **Assertion (A):** $5000 - 1500 = 3500$

Reason (R): Subtraction means finding the total of two numbers.

Options:

- A. Both A and R are true, and R is the correct explanation of A
- B. Both A and R are true, but R is not the correct explanation of A
- C. A is true, but R is false
- D. A is false, but R is true

SECTION – B

Q3. Arrange in columns and add: (1mark)

a. $102597 + 220569 + 80551$

Q4. Simplify: $852045 - 300012 + 103612 - 2570$ (1mark)

Q5. Multiply: 1908 by 437 (1mark)

Q6. Divide: $7,94,004 \div 36$ (1 mark)

SECTION – C

Q7. Subtract the difference of 6,35,100 and 2,17,534 from their sum. (2 marks)

Q8. A rack can hold 1,850 books. How many books can be kept in 460 such racks? (2 marks)

Q9. The population of a town is 1,75,123. If the number of males is 81,572, find the number of females in the town. (2 marks)

SECTION – D

Q10. Case Study Based Questions: (5 marks)

Lata is a teacher of ATP school. She provides challenging problems to the students. She also provides them clues that include three classroom tools. Lata tells the students about the clue:

- If the cost of a chair is added three times, we get rs.900
- Adding the cost of the chair and the whiteboard, we get rs.2,800
- Multiplying the cost of whiteboard and desk, the result is rs.22,50,000

Observe the above information and answer the following questions:

1. What is the cost of the chair?
2. What is the cost of the whiteboard?
3. What is the cost of the desk?
4. What is the difference between the cost of chair and the cost of desk is?

SCIENCE

• ACTIVITY – 1 (Onion in Water Experiment)

Materials Needed

1 onion
1 clear glass or bowl
Water
A sunny place near window/balcony
A4 size sheet
Pencil and colors

Step-by-Step Procedure

Step 1

Take a clean glass and fill it with water.

Step 2

Place the onion on the top of the glass.
Make sure only the bottom part of the onion touches the water.

Step 3

Keep the glass in a sunny place at home.

Step 4

Check the onion every day for 7 days.

Step 5

Observe the changes carefully:

Roots start growing downward.
Green shoots/leaves grow upward.
Roots become longer day by day.

What to Write on A4 Sheet

Write heading:

Onion Growing Activity

Then make a small observation table like this:

Day

Observation

Day 1

Onion kept in water

Day 2

Small white roots appeared

Day 3

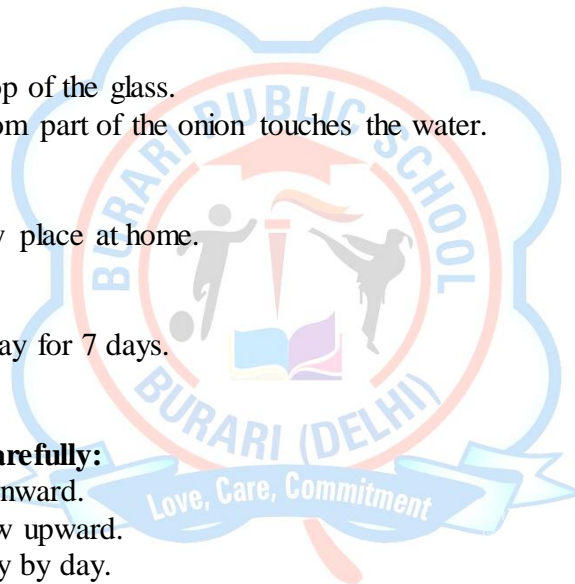
Roots became longer

Day 4

Small green shoot seen

Day 5

Leaves started growing



Day 6

Roots and leaves became bigger

Day 7

Onion plant grew well

Decoration Idea

Draw and colour the onion.

Draw roots and green leaves.

Use blue colour for water.

• **ACTIVITY – 2 (Animal Flash Cards & Movement Table)**

Part A – Making Flash Cards

Materials Needed

Animal pictures from magazine/newspaper/internet

Scissors

Glue

Chart paper or flash cards

Sketch pens

Step-by-Step Procedure

Step 1

Collect pictures of different animals.

Step 2

Cut the pictures neatly.

Step 3

Paste one animal picture on each small card.

Step 4

Write the animal name below each picture.

Step 5

Sort animals according to body covering:

Example

Fur/Hair → Dog, Cat

Feathers → Pigeon, Parrot

Scales → Fish, Snake

Shell → Turtle

Paste these on A4 sheet with headings.

Presentation Tips

Use colourful headings.

Draw borders with sketch pens.

Keep handwriting neat and big.

Paste pictures properly. **(Use one A4 sheet for each activity.)**





BURARI PUBLIC SCHOOL
... a venture with **UNIQUE**

PERIODIC TEST – II (2026-27)

CLASS – V

SUBJECT - SCIENCE

DATE _____

M.M-20

NAME: _____ ROLL NO: _____ T. SIGN: _____

INSTRUCTIONS:

- All questions are compulsory. Read the questions carefully before answering.
- Write your answers neatly and legibly.
- Write the correct question number before each answer.
- Marks are indicated against each question.

Note: As per the guidelines of the New Education Policy (NEP), this holiday homework assessment will be conducted as an Open Book Assessment.

Students are encouraged to refer to their textbooks, notebooks, and other learning resources while completing the assignment.

The focus of this assessment is on understanding, application, and expression of ideas rather than rote learning.

Students are advised to maintain honesty and originality in their work.

SECTION-A

(1 × 5 = 5 Marks)

Q-1 Multiple choice question:-

1. Which of the following are functions of the skeleton?

- a) Giving shape to the body
- b) Protecting internal organs
- c) Pumping blood
- d) Helping in movement

2. Which of the following are voluntary muscles?

- a) Arm muscles
- b) Leg muscles
- c) Heart muscles
- d) Facial muscles

3. Which parts belong to the nervous system?

- a) Brain
- b) Spinal cord
- c) Nerves
- d) Lungs

Assertion and Reason based:-

4 Assertion (A): The skull protects the brain.

Reason (R): The brain controls all body activities.

5. Assertion (A): Muscles cannot work alone.

Reason (R): Muscles need bones to help in movement.

- 1. Both A and R are true and R is the correct explanation of A.
- 2. Both A and R are true, but R is not correct explanation of A.
- 3. A is true but R is false.
- 4. A is false but R is true

SECTION-B

(2 × 2 = 4 Marks)

Q-2. Short Answer Questions

- 1. What are joints?
- 2. What is the function of the brain?

SECTION-C

(3 × 2 = 6 Marks)

Q-3. Long Answer Questions

- 1. Explain the types of muscles with examples.
- 2. Describe the nervous system and its parts.

SECTION-D

(1 × 5 = 5 Marks)

Q-4 Read the case study carefully and answer the following question given below:-

Riya was playing in the park when she suddenly touched a hot metal slide. She quickly pulled her hand back and felt pain. Her brain received the message and told her hand to move away. Later, she told her mother about the incident.

- 1. Which part of the body helped Riya feel the heat?
- 2. What message did the brain receive?
- 3. Which system of the body is involved in this action?
- 4. Why did Riya pull her hand back quickly?
- 5. What is the role of the brain in this situation?

SOCIAL SCIENCE

• Activity: - 1

“Water is Free and Available in Plenty”

Topic: How Water is Used for Generating Power

Aim of the Activity

To understand how flowing water is used to produce electricity.

Materials Required

Chart paper, Pencil, Eraser, Scale, Black marker, Color pencils/crayons/sketch pens, Glue (optional), Printed or hand-drawn pictures of dam, river, turbine, and electricity pole

Step-by-Step Instructions

Step 1: Write the Heading

At the top of the chart paper, write:

“Generation of Electricity Using Water”

Decorate the heading with blue colour or water drops.

Step 2:

Draw the Main Diagram

Draw a simple large diagram in the middle of the chart.

You can divide it into 5 parts:

River or Dam

Draw water stored in a dam.

Flowing Water

Show arrows to indicate water moving downward.

Turbine

Draw a wheel-like turbine connected to water flow.

Generator

Draw a small box connected to the turbine.

Electricity Supply

Draw electric poles and homes receiving electricity.

Step 3:

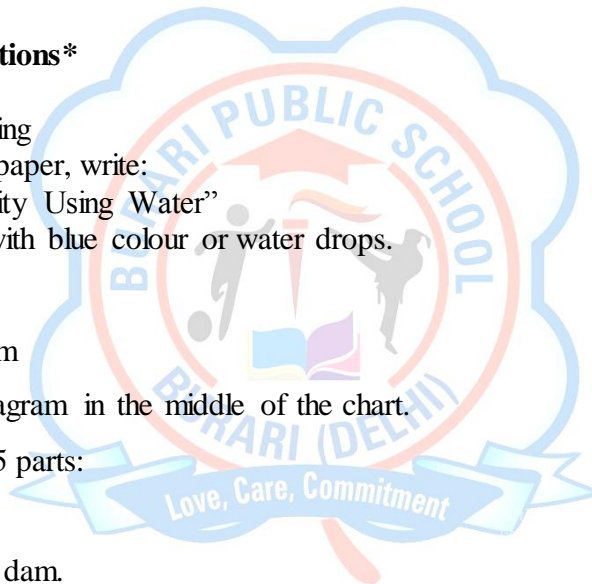
Label the Diagram

Write labels neatly:

Dam

Water

Turbine



Generator
Electricity
Power Lines

Step 4

Write Short Explanation

On one side of the chart, *write this explanation:*

How Water Generates Electricity

Water is stored in a dam

Step 5:

Decorate the Chart

Color the water blue.

Use green for trees and brown for mountains.

Draw clouds, sun, and birds to make it attractive.

Make borders using blue waves or drops.

• **Activity – 2**

Make a Model of the Earth with Latitudes and Longitudes

Aim of the Activity

To make a model of the Earth and understand:

Axis of the Earth

➔ Latitudes

➔ Longitudes

Materials Required

Clay or dough, Pencil or toothpick, Sketch pens or markers, Small paper labels (optional)

Step-by-Step Procedure

Step 1 – Make the Shape of the Earth

Take some clay.


Roll it between your hands.

Make a smooth round ball like a globe.

This ball represents the Earth

Step 2 – Show the Axis

Take a pencil or toothpick.



Insert it slightly slanting through the centre of the clay ball from top to bottom.

Step 3 – Mark the Poles

The upper end is the North Pole.

The lower end is the South Pole.

Write “N” and “S” with a marker.

Step 4 – Draw the Equator

Use the edge of the old bank card or scale.

Draw one horizontal line around the middle of the ball.

Step 5 – Make Latitudes

Draw more horizontal circles above and below the Equator.

Keep equal gaps between them.

Step 6 – Make Longitudes

Now draw vertical curved lines from North Pole to South Pole.

Step 7 – Label the Model

Students can label:

➡ North Pole

➡ South Pole

➡ Equator

➡ Latitudes

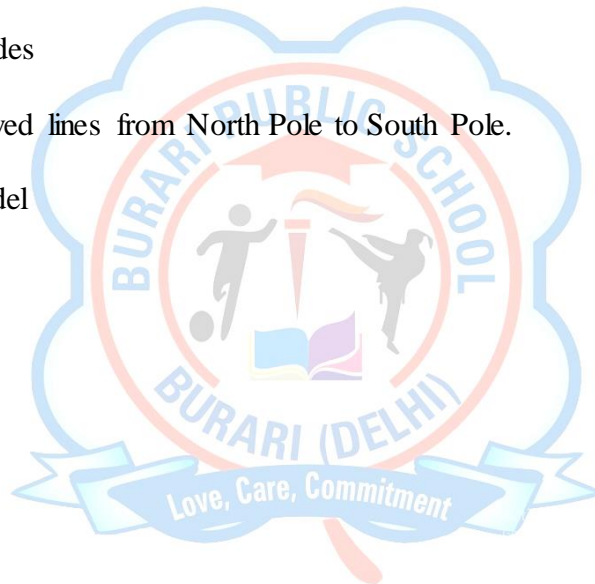
➡ Longitudes

➡ Axis

Step 8 – Let It Dry

Keep the model in sunlight or open air for some time.

After drying, students may colour it lightly.





BURARI PUBLIC SCHOOL
... a venture with **UNIQUE**

PERIODIC TEST – II (2026-27)
CLASS – V
SUBJECT - SOCIAL SCIENCE DATE _____

M.M – 20

NAME: _____ ROLL NO: _____ T. SIGN: _____

INSTRUCTIONS:

- All questions are compulsory. Read the questions carefully before answering.
- Write your answers neatly and legibly.
- Write the correct question number before each answer.
- Marks are indicated against each question.

Note: As per the guidelines of the New Education Policy (NEP), this holiday homework assessment will be conducted as an Open Book Assessment.

Students are encouraged to refer to their textbooks, notebooks, and other learning resources while completing the assignment. The focus of this assessment is on understanding, application, and expression of ideas rather than rote learning.

Students are advised to maintain honesty and originality in their work.

SECTION- A (1 × 5 = 5 Marks)

Q-1 Multiple choice question:-

1. Weather refers to:

- a) Long-term condition of atmosphere
- b) Day-to-day condition of atmosphere
- c) Climate change
- d) Seasons

2. Which of the following is a major cause of air pollution?

- a) Planting trees
- b) Burning fossil fuels
- c) Recycling
- d) Saving water

3. Climate is:

- a) Daily temperature
- b) Weekly weather
- c) Long-term weather pattern
- d) Sudden rainfall

Assertion and Reason based:-

4.Assertion (A): Weather changes frequently.

Reason (R): Weather depends on daily atmospheric conditions.

5.Assertion (A): Pollution is harmful to living beings.

Reason (R): It contaminates air, water, and soil.

- a) Both A and R are true and R is correct explanation
- b) Both A and R are true but R is not correct explanation
- c) A is true but R is false
- d) A is false but R is true

SECTION-B

(2× 2 = 4 Marks)

Q-2. Short Answer Questions

- 1.What is weather?
- 2.Name two types of pollution.

SECTION-C

(3× 2 = 6 Marks)

Q-3. Long Answer Questions

- 1.Differentiate between weather and climate.
- 2.Explain the causes and effects of pollution.

SECTION-D

(1 × 5 = 5 Marks)

Q-4 Read the case study carefully and answer the following question given below:-

Riya lives in a city where the weather changes frequently. Some days are very hot, while others are rainy or windy. She notices that during the summer months, it is usually hot and dry, while in winter, it becomes cold. Her teacher explains that daily changes in temperature, rainfall, and wind are called weather, while the usual pattern of weather over a long time is called climate. Riya also learns that some places have hot climates, while others have cold or moderate climates.

- 1.What is weather?
- 2.What is climate?
- 3.Name one type of weather Riya experienced.
- 4.Which season is usually hot and dry in Riya's city?
- 5.What is the difference between weather and climate?

COMPUTER

Activity: Software Classification Chart

Task:

1. Identify and Classify Software:

- Draw a chart and divide it into three columns: "System Software", "Application Software", and "Utility Software".
- List at least **5 examples** of each type of software. For example:
 - **System Software:** Windows 10, macOS, Android.
 - **Application Software:** Microsoft Word, Paint, Google Chrome.
 - **Utility Software:** Antivirus programs, Disk Clean-Up, Backup Software.

Project File : Creating a Project File Using MS Word (Artificial Intelligence)

Task:

1. Create a Project in MS Word:

- Open **Microsoft Word** and create a new document.
- The project should be based on the topic "**Artificial Intelligence**".

2. Content Requirements:

- The document must contain a **minimum of 10 pages**.
- Use proper **headings and subheadings** to organize your work.
- Insert **relevant pictures/images** related to the topic.

3. Formatting Instructions:

- Use clear fonts and proper alignment.
- Add a **cover page** with title, name, class, and section.
- Ensure neat and well-structured content throughout the document.

4. Suggested Topics to Include:

- Introduction to Artificial Intelligence
- Applications of Artificial Intelligence
- Types of Artificial Intelligence
- Advantages and Disadvantages of AI
- Future Scope of Artificial Intelligence

5. Submission Guidelines:


- Take a printout of the document.
- Place the pages in a **punch hole file**.
- Submit your project after the holidays.

Ensure your work is neat, creative, and informative.

WORKSHEET-1

- Write the use of the following shortcut keys:

SHORTCUT	DESCRIPTION
Ctrl + A	
Ctrl + B	
Ctrl + C	
Ctrl + D	
Ctrl + E	
Ctrl + F	
Ctrl + G	
Ctrl + H	
Ctrl + I	
Ctrl + J	
Ctrl + K	
Ctrl + L	
Ctrl + M	
Ctrl + N	
Ctrl + O	
Ctrl + P	
Ctrl + Q	
Ctrl + R	
Ctrl + S	
Ctrl + T	
Ctrl + U	
Ctrl + V	
Ctrl + W	
Ctrl + X	
Ctrl + Y	
Ctrl + Z	



TYPES OF COMPUTERS



Circle the correct option

The computer used for scientific purposes is a:

- Microcomputer Mainframe Supercomputer

Desktops, laptops, tablets are in the group of:

- Microcomputers Supercomputers Servers

Mainframes are used in:

- Church School Banks

Minicomputers are also called










- Mid night computers Mid range computers

Label these types of computer



Information Communication Technology

Identify the type of computer and correctly state the name in the blank space provided.

How many computer generations do we have?

In which year was the period of the 2nd generation of computers?

What was the most famous invention of the 2nd generation of computers?

Match the following with their respective computer generations.

First generation



Second generation



Third generation



Fourth generation



5th generation

I.C

GENERAL KNOWLEDGE

• Task - 1, 📦 Gratitude Jar Project

* Take a jar or box

* Every day for 15 days, write one thing you are thankful for and collect in this jar or box.

👉 Example: “Mom made my favourite food

* Write on A – 4 size sheets in 50 – 60 words how you felt after completing Gratitude Jar Project.

• Task - 2 “Feelings Collage”

Cut/draw faces on A – 4 size sheet showing:

* Happiness Sadness Anger Kindness Surprised Shy Confused

• Task - 3 Plant & Protect Mission

* Grow one plant 🌱

* Give it a “name and care promise”

👉 Draw its weekly growth on A – 4 size sheet

• Task – 4 Watch and Reflect

➤ Watch a moral-based cartoon/story.

Write on A – 4 size sheets:

* What lesson did you learn? (30 – 40 words)

* Which character did you like and why? (40 – 50 words)

MORAL MINDS

- **Task - 1, Kindness Explorer Holiday Pack**

📦 1. Gratitude Jar Project

- * Take a jar or box
- * Every day write one thing you are thankful for

👉 Example: “Mom made my favorite food

- **Task - 2 1. “Feelings Collage”**

Cut/draw faces showing:

- * happiness
- * sadness
- * anger
- * kindness



- **Task - 3 Plant & Protect Mission**

- * Grow one plant 🌱
- * Give it a “name and care promise”

👉 Draw its weekly growth

DRAWING

Drawing book : Do pg 16, 22 and 20 in book.

Craft work

Creative Craft Activity – “My Dream Window Frame ”

Dear Students,

Let’s create something unique and imaginative! ✨

You will design a “ Dream Window Frame ” using simple materials. This frame will show a scene of your dream world it could be nature, space, a city, or anything you imagine!

What to do : Create a window-style frame and show what you would like to see outside your dream window.

Materials Required:

Ice cream sticks / cardboard

Glue

Colors / sketch pens

Decorative items

🌀 Instructions :

Arrange ice cream sticks or cardboard to make a window frame.

Divide it into 2–4 sections like a real window.

Inside the frame, draw or paste a picture of your “dream view”.

Decorate the frame creatively.

🌟 Remember :

Be imaginative—there is no right or wrong!

Keep your work neat and colorful.

Add 2–3 lines describing your dream view.

