



**BURARI PUBLIC SCHOOL**

...a venture with **UNIQUE**



# Holiday HOMEWORK

NAME \_\_\_\_\_

CLASS- \_\_\_\_\_

Dear Parents,

Summer Vacations! A wonderful time to rejoice, recreate, and refresh for all children. It is an appropriate period for parents to spend quality time with their children, discover their hidden potential, nurture their talents, and boost their self-esteem.

- Vacations give children a chance to relax and rejuvenate. Along with relaxation, there should be a healthy balance of play and meaningful learning activities. Encourage your child to engage in constructive and creative work, as it enhances confidence and independent thinking.
- As envisioned in the National Education Policy (NEP), children should be encouraged to develop life skills, critical thinking, creativity, communication skills, and experiential learning habits during the holidays. Motivate them to participate in hands-on activities such as art and craft, storytelling, reading, gardening, cooking with supervision, nature observation, puzzles, and simple household responsibilities.
- Encourage your child to read age-appropriate books, newspapers, and magazines regularly to improve vocabulary, comprehension, and communication skills.
- Promote skill-based learning by involving your child in activities that develop problem-solving abilities, teamwork, digital awareness, and self-management skills.
- Encourage your child to eat healthy food and maintain proper hygiene and fitness routines.
- Take your child for outings and fun activities. Try to spend maximum quality time with him/her and develop an everlasting bond.
- Make sure that your child completes his/her Holiday Homework neatly and independently.
- Help your child inculcate good habits such as discipline, kindness, punctuality, responsibility, and respect for others.
- Recite stories to your child and encourage him/her to narrate them in their own words to improve imagination and speaking skills.
- Converse with your child in English regularly to enhance fluency and confidence in communication.

**Students will be assigned marks for PT-2 upon submission of Holiday Homework. In case a student fails to submit the Holiday Homework, he/she will be marked Zero/Absent for Periodic Assessment – 2.**

Holiday Homework **submission period will be from 22/06/2026 to 02/07/2026**. No Holiday Homework will be accepted after 02/07/2026 under any circumstances.

We hope that your child will enjoy these activities and return to school with renewed energy, enthusiasm, and creativity.

**NOTE: The school will reopen on 01/07/2026.**

Kindly complete all the work as directed and submit it in a separate folder.

Regards,  
Class Teacher



# ENGLISH

- Do the given worksheets and paste them in the assessment notebook.
- Do the given assessment exams and paste them in the assessment notebook.
- Hand-writing must be neat and clean.

## ACTIVITY BASED HOMEWORK

### ➤ Fun Speaking & Scrapbook Activity :

1. **Video Activity** Make a short and happy video with your Mother or Father. Speak 5 simple and lovely lines about them.

You can talk about:

- Their name 👤
- What they do 📁
- Why you love them ❤️
- How they help you ✨
- One special thing about them ✨

### ➤ Remember :

- ☐ Speak clearly and confidently
- ☐ Smile while speaking
- ☐ Keep your video neat and simple

2. **Scrapbook Activity :**

Paste a beautiful picture with your Mother or Father in your scrapbook. Decorate it nicely by making a creative frame using colours, stickers, or drawings.

3. Write three words each in your C.W notebook starting from alphabet A to Z.

For example:

• A- Ant, Axe, Angel

\* B- Battle, Bring, Batch



# BURARI PUBLIC SCHOOL

...a venture with **UNIQUE**

MONTHLY ASSESSMENT-II (2026-27)

CLASS: II

SUBJECT- ENGLISH GRAMMAR

Date    /    /   

M.M.: 20

Name: ..... Roll No..... T. sign.....

## GENERAL INSTRUCTIONS:

1. Read the question paper carefully.
2. Attempt all the given questions.
3. Handwriting must be neat and clean.

### (SECTION-A) READING & DICTATION

**Ques-1) Read the given paragraph carefully: (2.5 Marks)**

Rohit has a pet parrot named Polly. Polly is green in color with a red beak. She lives in a small cage near the window. Every morning, Rohit gives her seeds, fruits, and clean water. Polly likes to eat guava and chilies. Polly is a clever bird. She can say simple words like “Hello” and “Good morning.” Rohit feels very happy when Polly talks to him. In the afternoon, Rohit opens the cage and lets Polly sit on his shoulder. She flaps her wings and looks around the room. Rohit takes good care of Polly.

**Note- Make a video of yourself while reading the paragraph.**

**Ques-2) Dictation: (2.5 Marks)**

1. \_\_\_\_\_

2. \_\_\_\_\_

3. \_\_\_\_\_

4. \_\_\_\_\_

5. \_\_\_\_\_

**(SECTION-B) OBJECTIVE & SUBJECTIVE**

**Ques-1) Opposite words:**

**(5 Marks)**

1. Before - \_\_\_\_\_
2. Sell - \_\_\_\_\_
3. Heavy - \_\_\_\_\_
4. Wide - \_\_\_\_\_
5. Young - \_\_\_\_\_
6. Close - \_\_\_\_\_
7. Bright - \_\_\_\_\_
8. Star - \_\_\_\_\_
9. Happy - \_\_\_\_\_
10. Up - \_\_\_\_\_

**Ques -2) Fill in the blanks with a, an, or the:**

**(5 Marks)**

1. I saw \_\_\_\_\_ elephant in the zoo.
2. She has \_\_\_\_\_ red ball.
3. \_\_\_\_\_ sun rises in the east.
4. He is eating \_\_\_\_\_ apple.
5. This is \_\_\_\_\_ book I told you about.

6. There is \_\_\_\_\_ cat under the table.

7. \_\_\_\_\_ moon shines at night.

8. I have \_\_\_\_\_ umbrella.

9. She is \_\_\_\_\_ honest girl.

10. We saw \_\_\_\_\_ lion in the forest.

**Ques -3) Picture Composition:**

**(5 Marks)**

**Colour this picture and fill in the blank with the suitable words.**



park, children, playing, ball, tree, happy, birds, running

1. This is a \_\_\_\_\_.

2. There are many \_\_\_\_\_ in the picture.

3. The children are \_\_\_\_\_.

4. A boy is playing with a \_\_\_\_\_.

5. There is a big \_\_\_\_\_.

6. Some children are \_\_\_\_\_.

7. I can see \_\_\_\_\_ in the sky.

8. Everyone looks \_\_\_\_\_.



# BURARI PUBLIC SCHOOL

...a venture with **UNIQUE**

MONTHLY ASSESSMENT-II (2026-27)

CLASS: II

SUBJECT- ENGLISH READER

Date \_ / \_ / \_

M.M.: 20

Name: ..... Roll No..... T. sign.....

## GENERAL INSTRUCTIONS:

1. Read the question paper carefully.
2. Attempt all the given questions.
3. Handwriting must be neat and clean.

### (SECTION-A) READING & DICTATION

**Ques-1) Read the given paragraph carefully:**

**(2.5 Marks)**

Neha has a pet rabbit named Snowy. Snowy is small, white, and very soft. He has long ears and a tiny pink nose. Neha loves to play with Snowy in the garden. Snowy likes to hop around and eat fresh carrots and green leaves. Every day, Neha gives him clean water and keeps his cage neat and tidy. Snowy is very friendly and gentle. He follows Neha when she calls his name. Sometimes, he sits quietly in her lap. In the evening, Neha tells stories to Snowy before putting him to sleep. Neha and Snowy love spending time together and are very happy.

**Note- Make a video of yourself while reading the paragraph.**

**Ques-2) Dictation:**

**(2.5 Marks)**

1. \_\_\_\_\_

2. \_\_\_\_\_

3. \_\_\_\_\_

4. \_\_\_\_\_

5. \_\_\_\_\_

**(SECTION-B) OBJECTIVE & SUBJECTIVE**

**Ques -1) Tick (✓) the correct option:**

**(2.5 Marks)**

**1. Why could Nia not find her pet easily?**

- a. It ran away from home
- b. It hides in things of the same colour
- c. It sleeps all day
- d. It stays outside

**2. What kind of pet does Nia have?**

- a. Dog
- b. Cat
- c. Chameleon
- d. Rabbit

**3. Why did Nia colour her pet?**

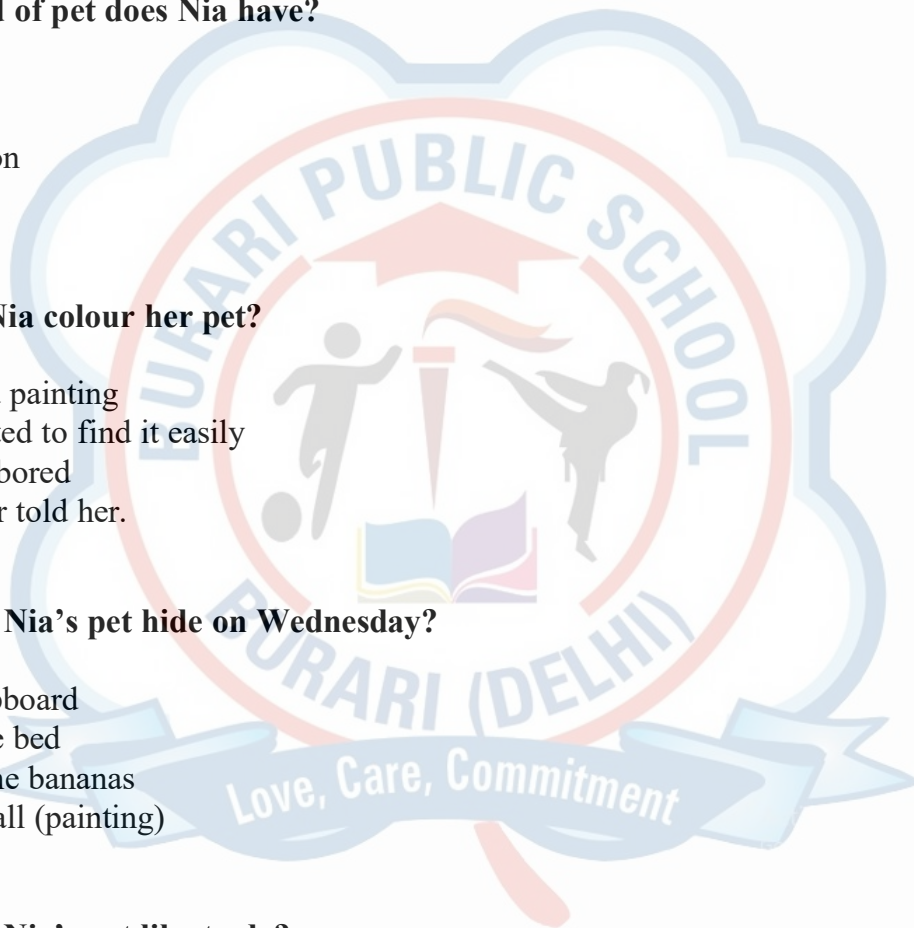
- a. She liked painting
- b. She wanted to find it easily
- c. She was bored
- d. Her sister told her.

**4. Where did Nia's pet hide on Wednesday?**

- a. In the cupboard
- b. Under the bed
- c. Among the bananas
- d. On the wall (painting)

**5. What does Nia's pet like to do?**

- a. Play all day
- b. Sleep quietly
- c. Sit in her arms
- d. Hide itself



**Ques -2) Fill in the blanks:**

**(2.5 Marks)**

red, blue, green, orange, yellow

1. On Monday, Nia painted her pet \_\_\_\_\_.
2. On Tuesday, Nia painted her pet \_\_\_\_\_.
3. On Wednesday, Nia painted her pet \_\_\_\_\_.
4. On Thursday, Nia painted her pet \_\_\_\_\_.
5. On Friday, Nia painted her pet \_\_\_\_\_.

**Ques-3) Short Answer Questions:**

**(4 Marks)**

**Q-1) Write the meaning of "Wonder".**

Ans \_\_\_\_\_

**Q-2) What is the name of the girl?**

Ans \_\_\_\_\_

**Q-3) Which animal is Nia's pet?**

Ans \_\_\_\_\_

**Q-4) What does the pet loves to do?**

Ans \_\_\_\_\_

\_\_\_\_\_

**Ques-4) Long Answer Questions:**

**(6 Marks)**

**Q-1) What idea did Nia think of to find her pet easily?**


Ans \_\_\_\_\_  
\_\_\_\_\_  
\_\_\_\_\_

**Q-2) What lesson do you learn from this story?**

Ans \_\_\_\_\_  
\_\_\_\_\_  
\_\_\_\_\_

**Q-3) Name the places where the chameleon hides?**

Ans \_\_\_\_\_  
\_\_\_\_\_  
\_\_\_\_\_





**BURARI PUBLIC SCHOOL**  
...a venture with **UNIQUE**

WORKSHEET-1

CLASS-II

SUBJECT- ENGLISH GRAMMAR

Name: ..... Date ..... T. sign.....

**Cursive Alphabet**

Trace the dotted letters and write them in the empty boxes below.

A B C D E F G H I

A B C D E F G H I

J K L M N O P Q R

J K L M N O P Q R

S T U V W X Y Z

S T U V W X Y Z

NOTE: - KINDLY PASTE YOUR WORKSHEET IN YOUR HHW ASSESSMENT NOTEBOOK.



**BURARI PUBLIC SCHOOL**

...a venture with **UNIQUE**

**WORKSHEET-2**

**CLASS-II**

**SUBJECT-ENGLISH GRAMMAR**

Name: ..... Date ..... T. sign.....

# SENTENCE-BUILDING EXERCISES



**Note:** Kindly paste your worksheet in holiday homework assessment notebook.

**DIRECTION :**

Arrange the words to make a correct sentence:



a - is - This - beautiful - flower



playing - They - are - in - the - park



cat - The - under - table - is - the



have - I - an - apple - red



loves - She - to - read - books



# हिंदी

## 1. मूल्यांकन और अभ्यास

- अपनी हिंदी बारहखड़ी वर्कशीट और दी गई मूल्यांकन परीक्षाओं को ध्यानपूर्वक पूरा करें।
- कार्य पूरा होने के बाद, इन्हें अपनी मूल्यांकन नोटबुक में सफाई से चिपकाएँ।

## 2. लेखन कौशल (सुलेख)

- अपनी हिंदी सुलेखन पुस्तक के पाँच पृष्ठ लिखें।
- लिखावट सुंदर, स्पष्ट और सुपाठ्य होनी चाहिए।
- क से ज तक सभी व्यंजनों से तीन - तीन शब्द कक्षा कार्य -पुस्तिका में लिखें। ( जैसे - कमल , कागज़ , कोयला)

## 3. रचनात्मक गतिविधि: "मेरा नन्हा पौधा"

- पौधा लगाना: एक छोटा पौधा (जैसे तुलसी, एलोवेरा या कोई फूल) लगाएँ और उसे रोज़ पानी दें।
- फोटो फ्रेम: पौधे के साथ अपनी एक प्यारी सी फोटो लें और उसे एक सजावटी फोटो फ्रेम में लगाएँ।
- लेखन: फ्रेम के साथ या एक अलग कागज़ पर दो पंक्तियाँ लिखें।
- उदाहरण: "मेरे पौधे का नाम 'नन्ही' है। मैं इसे रोज़ पानी देता/देती हूँ और धूप में रखता/रखती हूँ।"
- वीडियो: पौधा लगाने की प्रक्रिया या अपने अनुभव के बारे में बताते हुए 1 मिनट का छोटा वीडियो बनाएँ।

### ⚠ विशेष निर्देश:

- सभी कार्य सफाई से करें और समय का सदुपयोग करें।



# BURARI PUBLIC SCHOOL

...a venture with **UNIQUE**

मासिक आकलन -II (२०२६-२७)

कक्षा-II

विषय: हिंदी

दिनांक: \_\_\_/\_\_\_/\_\_\_

कुल अंक: 20

नाम : \_\_\_\_\_ अनुक्रमांक : ..... शिक्षक हस्ताक्षर: .....

निर्देश:

1. प्रश्न पत्र को ध्यान से पढ़ें।
2. सभी प्रश्नों का उत्तर दें।
3. लिखावट साफ और सुंदर होनी चाहिए।

(खंड-अ) पठन एवं श्रुतलेख

प्रश्न 1) दिए गए गद्यांश को ध्यान से पढ़िए :

(2.5 अंक)

“आज मेरा जन्मदिन है। मैं छह साल की हो गई हूँ। अब मैं पिता जी की कमर तक पहुँच गई हूँ और मैं घर की बालकनी की दीवार के ऊपर से झाँककर देख सकती हूँ। मैं फ्रिज़ के ऊपर वाले हिस्से से माँ की छुपाई हुई टॉफी निकालकर खा सकती हूँ। मैं रसोई में ऊँचे स्थान पर रखी चीज़ों को स्वयं ले सकती हूँ और अपने छोटे-छोटे काम खुद कर सकती हूँ। आज माँ ने मेरे लिए केक बनाया है और बहुत सारी आइसक्रीम भी। माँ ने रसगुल्ले और समोसे भी बनाए हैं पर ये सब मुझे शाम को खाने के लिए मिलेगा, जब मेरे सभी दोस्त आ जाएँगे।”

प्रश्न 2) श्रुतलेख

(2.5 अंक)

1. \_\_\_\_\_
2. \_\_\_\_\_
3. \_\_\_\_\_
4. \_\_\_\_\_
5. \_\_\_\_\_

(खंड-ब) वस्तुनिष्ठ एवं विषयात्मक

प्रश्न-1) सही उत्तर पर (✓) का निशान लगाइए :

(अंक 2.5)

(1) मिष्ठी अपने जन्मदिन पर कितने साल की हो गई थी ?

(क) सात साल ( )

(ग) पाँच साल ( )

(ख) छह साल ( )

(घ) चार साल ( )

(2) मिष्ठी अब हर साल अपने जन्मदिन पर क्या करती है ?

(क) फुटबॉल खेलती है ( )

(ग) पौधा लगाती है ( )

(ख) नया केक बनाती है ( )

(घ) गुड़िया खरीदती है ( )

(3) आज शुक्रवार है ,तो कल क्या होगा ?

(क) गुरुवार ( )

(ग) बुधवार ( )

(ख) सोमवार ( )

(घ) शनिवार ( )

(4) सप्ताह में कितने दिन होते हैं ?

(क) सात ( )

(ग) पाँच ( )

(ख) आठ ( )

(घ) छह ( )

(5) मिष्ठी को जन्मदिन का सबसे अच्छा उपहार किसने दिया ?

(क) माली काका ने ( )

(ग) आर्यन ने ( )

(ख) अन्वी ने ( )

(घ) माता-पिता जी ने ( )

प्रश्न-2) रिक्त स्थान भरिए :

(अंक 2.5)

केक रसगुल्ले बारह फरवरी बीस

1. माँ ने \_\_\_\_\_ और समोसे भी बनाए हैं ।
2. साल का सबसे छोटा महीना \_\_\_\_\_ होता है।
3. आसमान में \_\_\_\_\_ (१२) पतंगें उड़ रही हैं।
4. माँ ने मेरे लिए \_\_\_\_\_ बनाया।
5. मेरे पास \_\_\_\_\_ (२०) फूल हैं ।

प्रश्न-3) निम्नलिखित प्रश्नों के उत्तर दीजिए:

(अंक 4)

(क) मिष्ठी के जन्मदिन पर कौन-कौन से खेल खेले गए ?

उत्तर \_\_\_\_\_

(ख) साल में कितने महीने होते हैं ,लिखिए ?

उत्तर \_\_\_\_\_

(ग) मिष्ठी ने अपने पौधे का क्या नाम रखा ?

उत्तर \_\_\_\_\_

(घ) '१९' को हिंदी शब्दों में लिखिए ?

उत्तर \_\_\_\_\_

प्रश्न-4) निम्नलिखित प्रश्नों के उत्तर दीजिए: (कोई 3)

(अंक 6)

(क) मिष्ठी ने माली काका के उपहार को सबसे अच्छा क्यों कहा ?

उत्तर \_\_\_\_\_

\_\_\_\_\_

\_\_\_\_\_

(ख) सप्ताह के नाम लिखिए ?

उत्तर \_\_\_\_\_

\_\_\_\_\_

\_\_\_\_\_

(ग) मिष्ठी अपने जन्मदिन के पौधे की देखभाल कैसे करती है ?

उत्तर \_\_\_\_\_

\_\_\_\_\_

\_\_\_\_\_

(घ) महीनों के नाम लिखिए ?

उत्तर \_\_\_\_\_

\_\_\_\_\_

\_\_\_\_\_



# BURARI PUBLIC SCHOOL

...a venture with **UNIQUE**

कार्यपत्रिका - I (२०२६-२७)

हिन्दी-व्याकरण

हिंदी बारहखड़ी

नाम :

कक्षा

अनुक्रमांक

दिनांक

हिंदी बारहखड़ी (देखो और लिखो)

- क का कि की कु कू के कै को कौ कं कः

-----

- ख खा खि खी खु खू खे खै खो खौ खं खः

-----

- ग गा गि गी गु गू गे गै गो गौ गं गः

-----

- घ घा घि घी घु घू घे घै घो घौ घं घः

-----

- च चा चि ची चु चू चे चै चो चौ चं चः

-----

• छ छा छि छी छु छू छे छै छो छौ छं छः

-----

• ज जा जि जी जु जू जे जै जो जौ जं जः

-----

• झ झा झि झी झु झू ज्ञे ज्ञै ज्ञो ज्ञौ झं झः

-----

• ट ता ति ती तु तू ते तै तो तौ तं तः

-----

• ठ था ठि ठी ठु ठू ठे ठै ठो ठौ ठं ठः

-----

• ड डा डि डी डु डू डे डै डो डौ डं डः

-----

• ढ ढा ढि ढी ढु ढू ढे ढै ढो ढौ ढं ढः

-----



• त ता ति ती तु तू ते तै तो तौ तं तः

• थ था थि थी थु थू थे थै थो थौ थं थः

• द दा दि दी दु दू दे दै दो दौ दं दः

• ध धा धि धी धु धू धे धै धो धौ धं धः

• न ना नि नी नु नू ने नै नो नौ नं नः

• प पा पि पी पु पू पे पै पो पौ पं पः

• फ फा फि फी फु फू फे फै फो फौ फं फः

• ब बा बि बी बु बू बे बै बो बौ बं बः

• भ भा भि भी भु भू भे भै भो भौ भं भः

• म मा मि मी मु मू मे मै मो मौ मं मः

• य या यि यी यु यू ये यै यो यौ यं यः

• र रा रि री रु रू रे रै रो रौ रं रः



• ल ला लि ली लु लू ले लै लो लौ लं लः

• व वा वि वी वु वू वे वै वो वौ वं वः

• श शा शि शी शु शू शे शै शो शौ शं शः

• ष षा षि षी षु षू षे षै षो षौ षं षः

• स सा सि सी सु सू से सै सो सौ सं सः

• ह हा हि ही हु हू हे है हो हौ हं हः

\* विशेष निर्देश - कृपया कार्यपत्रिका आकलन कार्यपुस्तिका में लगाए।

# MATHEMATICS

- Do the given assessment exams.
- Paste them neatly in the assessment notebook.
- Learn & write tables 2 to 20 in C.W notebook

## ✓ Worksheet Work

- Complete the given worksheet and paste it in your notebook.
- Write all answers neatly and clearly.

## ACTIVITY BASED HOMEWORK

### ☆ Activity 1: Ascending and Descending Order

- Prepare a creative chart paper.
- Show numbers arranged in:
  - Ascending Order (smallest to greatest)
  - Descending Order (greatest to smallest)
- Use colours, drawings, and number examples.

### ☆ Activity 2: Small Market Activity

- Draw a small market scene on chart paper or A-4 size sheet.
- Paste or draw pictures of :
  - Fruits
  - Vegetables
- Solve the following questions:

a) Apples + Bananas = \_\_\_\_\_

b) What is the price of Mangoes and Grapes? \_\_\_\_\_



**BURARI PUBLIC SCHOOL**  
...a venture with **UNIQUE**

MONTHLY ASSESSMENT -II (2026-27)

CLASS-II  
SUBJECT-MATHS

Date \_\_\_ / \_\_\_ / \_\_\_

M.M.: 20

Name: .....Roll No.....T.sign.....

**GENERAL INSTRUCTIONS:-**

1. Read the question paper carefully & attempt all questions
2. Handwriting must be neat and clean.

**Section -A**

**Q1. Test tables 2 and 3**

**(2.5 marks)**

**Q2. Dictation**

**(2.5 marks)**

1. \_\_\_\_\_
2. \_\_\_\_\_
3. \_\_\_\_\_
4. \_\_\_\_\_
5. \_\_\_\_\_



Section - C

Q3. Do the following.

(4 marks)

a) Write in ascending order

i) 234, 862, 220, 764

Ans. \_\_\_\_\_

ii) 765, 972, 224, 723

Ans. \_\_\_\_\_

b) Write the Predecessor and Successor of the following.

i) \_\_\_\_\_ -234- \_\_\_\_\_

ii) \_\_\_\_\_ - 879 - \_\_\_\_\_

Q4. Do the following

a) Write the number names

(6 marks)

i) 536- \_\_\_\_\_

ii) 845- \_\_\_\_\_

b) Write the place value and face value of underlined digits.

Place value      Face value

i) 679      -      \_\_\_\_\_

c) Add.

$$\begin{array}{r} \text{T O} \\ 57 \\ + 68 \\ \hline \\ \hline \end{array}$$

$$\begin{array}{r} \text{T O} \\ 79 \\ + 95 \\ \hline \\ \hline \end{array}$$

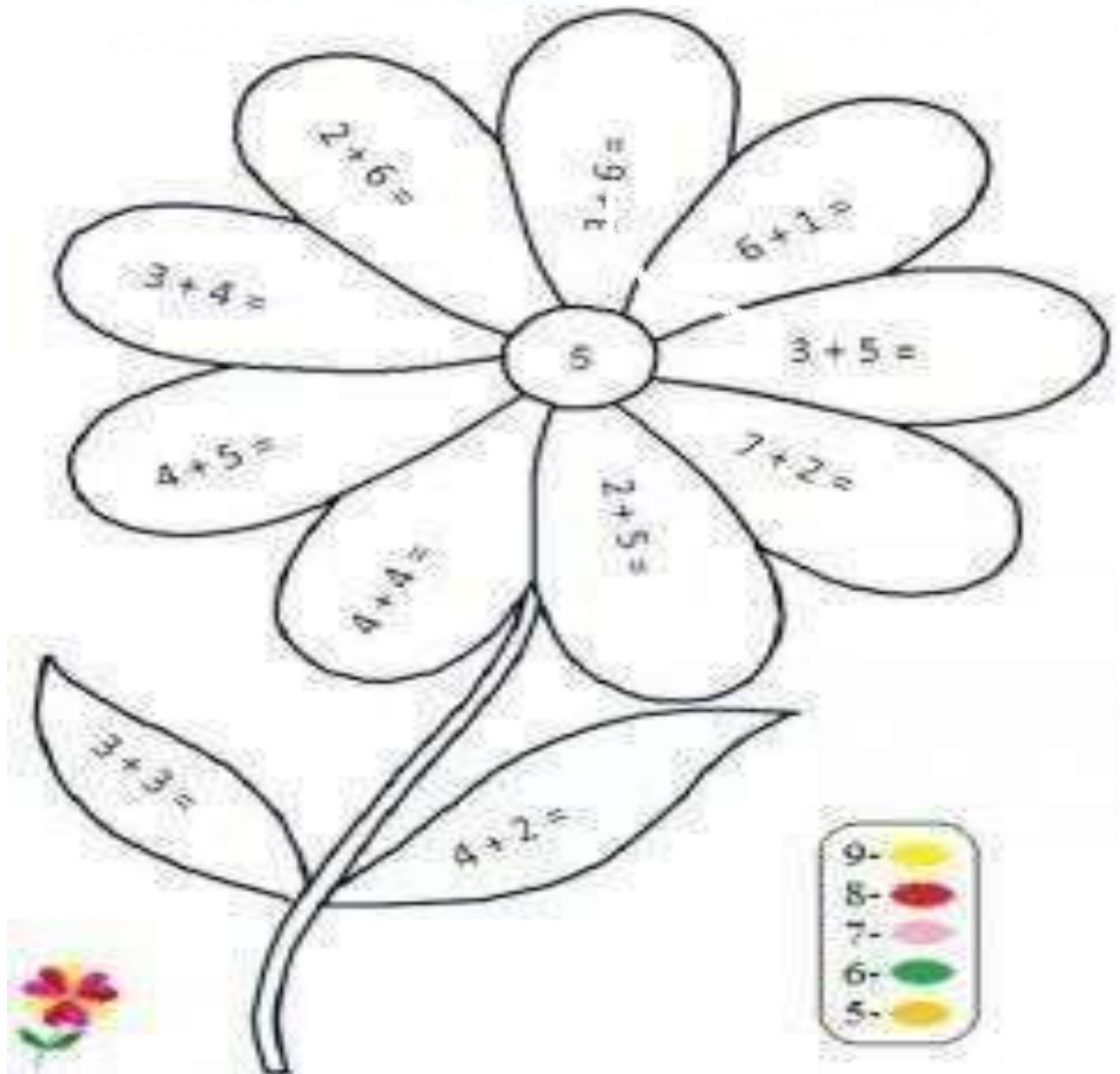


**BURARI PUBLIC SCHOOL**  
...a venture with **UNIQUE**

**WORKSHEET -1**  
**CLASS-II**  
**SUBJECT-MATHS**

Date \_\_\_ / \_\_\_ / \_\_\_

Name: ..... Roll No.....sign.....



**Note: Kindly paste this worksheet in your holiday homework assessment notebook.**

The background features a teal border at the top and bottom. On the left, there is a stack of four books in orange, red, blue, and white. On the right, there is a stack of three books in orange, pink, and purple. In the bottom left corner, a girl with orange hair is reading a green book. In the bottom right corner, there is an open book with a red bookmark and a green bookmark. A pencil holder with colored pencils is visible on the left side.

## EVS

- Do the given assessment exams and paste them in the Assessment Notebook.
- Complete the given worksheet and paste it in the EVS notebook.

### ACTIVITY BASED HOMEWORK

#### Helping Hands At Home

➤ Instruction:

- Choose at least five activities where you assist your parents (e.g., Watering Plants, setting the dinner table, arranging your shelf or dusting etc.)
- Capture the movement while performing the task.
- Paste the photos in your scrap book and write 2-3 lines for each photo.

➤ Explaining :

- What you were doing?
- How it helped your Family?



**BURARI PUBLIC SCHOOL**  
...a venture with **UNIQUE**  
**MONTHLY ASSESSMENT- II (2026-27)**  
**CLASS: II**  
**SUBJECT- EVS**

Date / /  
M.M.: 20

Name: ..... Roll No..... T. sign.....

**GENERAL INSTRUCTIONS:-**

1. Read the question paper carefully.
2. Attempt all the given questions.
3. Handwriting must be neat and clean.

**(SECTION-A) READING & DICTATION**

**Ques-1) Read the given paragraph carefully and make a video. (2.5 Marks)**

When the seeds of the plants are sown into soil, they grow into tiny plants known as sapling. These saplings then grow to become plants. These plants can be of various sizes depending on their types (herb, shrub or tree). Animals are born either by the hatching of eggs or directly from their mothers. At birth, animals are very small than their parents.

**Ques-2) Dictation**

**(2.5 Marks)**

1. \_\_\_\_\_
2. \_\_\_\_\_
3. \_\_\_\_\_
4. \_\_\_\_\_
5. \_\_\_\_\_

**(SECTION-B) OBJECTIVE & SUBJECTIVE**

**Ques -1) Tick (✓) the correct option.**

**(2.5 Marks)**

**1. Growth means the process of a living thing becoming:**

- a) Smaller and weaker
- b) Bigger and stronger
- c) Colder
- d) Still

**2. Plants need which of the following for proper growth:**

- a) Water
- b) Books
- c) Plastic
- d) Toys

**3. A small and young plant is known as a:**

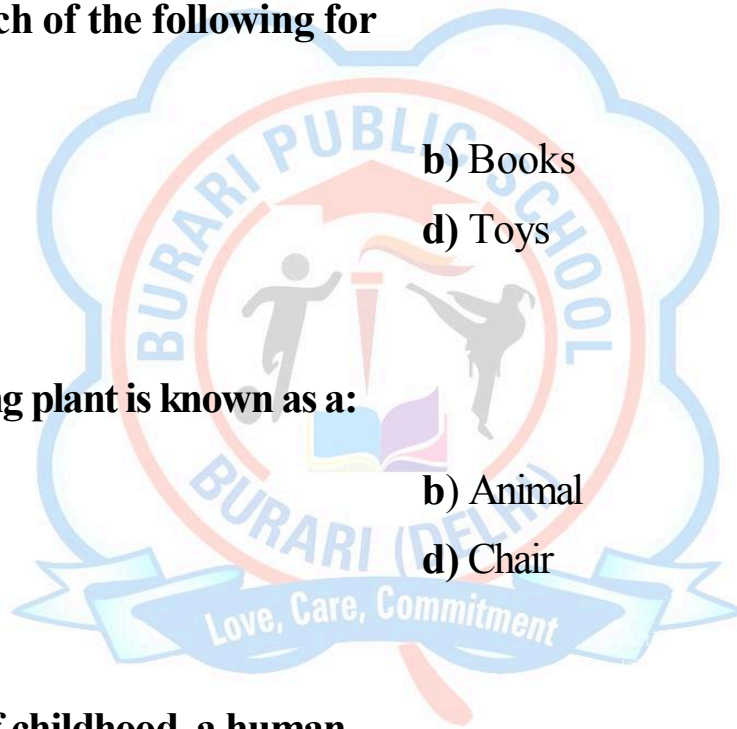
- a) Sapling
- b) Animal
- c) Rock
- d) Chair

**4. After the stage of childhood, a human being becomes a:**

- a) Flower
- b) Old
- c) Adult
- d) Teenager

**5. Children grow well when they eat:**

- a) Healthy and nutritious food
- b) Only junk food
- c) Sweets
- d) No food



**Ques-2) Fill in the blanks.**

**(2.5 Marks)**

**teenager, adult, wrinkled, living, tree**

1. A teenager grows into a/an \_\_\_\_\_.
2. Sapling grow into \_\_\_\_\_.
3. A child grows into a \_\_\_\_\_ from the age
4. All \_\_\_\_\_ things grow, change and finally die, over a period of time.
5. In old stage, skin gets \_\_\_\_\_.

**Ques-3 Short Answer Questions**

**(4 Marks)**

Q-1) What do we call a young plant?

Ans. \_\_\_\_\_

Q-2) What is the last stage of human being?

Ans. \_\_\_\_\_

Q-3) What do we call a very small baby?

Ans. \_\_\_\_\_

Q-4) What do babies drink for growth?

Ans. \_\_\_\_\_

**Ques-4) Long Answer Questions. (Any 3)**

**(6 Marks)**

Q-1) Define growth.

Ans. \_\_\_\_\_  
\_\_\_\_\_  
\_\_\_\_\_

Q-2) Name the different stages of growth in human beings.

Ans. \_\_\_\_\_  
\_\_\_\_\_  
\_\_\_\_\_

Q-3) In which age does a child become a teenager?

Ans. \_\_\_\_\_  
\_\_\_\_\_  
\_\_\_\_\_

Q-4) Name the young ones of the following animals:

a) Cow \_\_\_\_\_

b) Dog \_\_\_\_\_

c) Cat \_\_\_\_\_

d) Hen \_\_\_\_\_



# BURARI PUBLIC SCHOOL

...a venture with **UNIQUE**

WORKSHEET – I (2026-2027)

CLASS: II

SUBJECT- EVS

Date     /     /    

Name: ..... Roll No..... T. sign.....

## HELP OTHERS

TICK THE PICTURES TO REPRESENT THAT YOU HELP OTHERS.



PLEASE PASTE IT IN HOLIDAY HOMEWORK NOTEBOOK.





## COMPUTER

- Do the given class Test and paste them in the Assessment Notebook.
- Complete the given worksheet and paste it in the Assessment Notebook.

### ACTIVITY BASED HOMEWORK

- Draw pictures showing where computers are used.
- Turn ON and OFF a computer safely.

#### Instructions:

- Draw picture neatly and colour beautifully.
  - While turn ON and OFF the computer take help of your parents.
- 
- 



# BURARI PUBLIC SCHOOL

...a venture with **UNIQUE**

CLASS TEST-1 (2026-27)

CLASS: II

SUBJECT- COMPUTER

Date / /

M.M.: 20

Name: ..... Roll No..... T. sign.....

## GENERAL INSTRUCTIONS:-

1. Read the question paper carefully.
2. Attempt all the given questions.
3. Handwriting must be neat and clean.

**Ques-1) Write the meaning of the following words:**

**(5 Marks)**

- i. Focus
- ii. Computer
- iii. Reliable
- iv. Stolen
- v. Strain

Love, Care, Commitment

**Ques-2) Write 'T' for true and 'F' for false for the following statements.**

**(2 Marks)**

- a) Desktop computers are easy to carry. \_\_\_\_\_
- b) We cannot do multitasking on a computer. \_\_\_\_\_

**SECTION-B) OBJECTIVE & SUBJECTIVE**

**Ques -1) Tick (✓) the correct option: -**

**(2.5 Marks)**

**1. Computers do not make \_\_\_\_\_.**

- a) memory
- b) information
- c) mistakes
- d) help

**2. Computer is a \_\_\_\_\_ machine.**

- a) slow
- b) smart
- c) heavy
- d) natural

**3. A computer cannot work without \_\_\_\_\_**

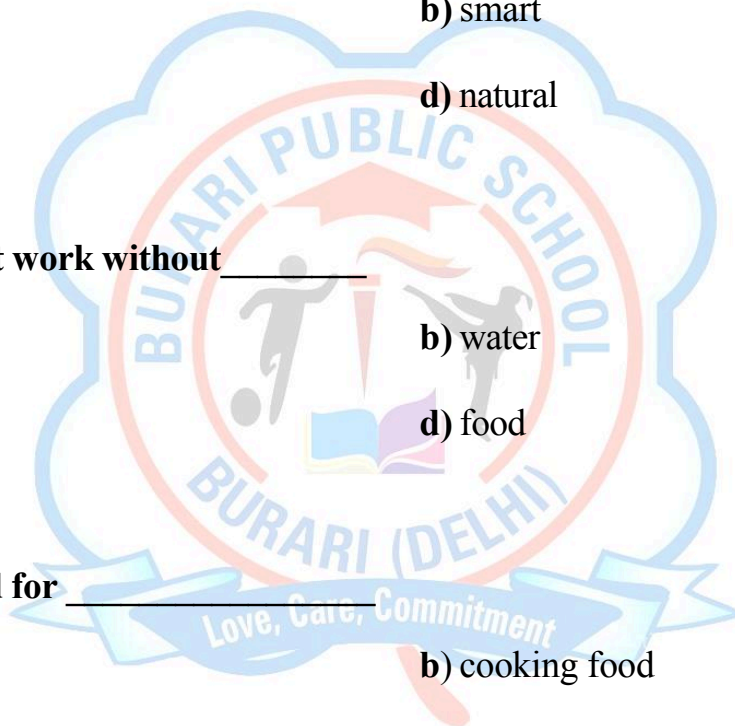
- a) electricity
- b) water
- c) books
- d) food

**4. A computer is used for \_\_\_\_\_**

- a) playing only
- b) cooking food
- c) sleeping
- d) doing many tasks

**5. Which one is not a type of computer?**

- a) laptop
- b) remote
- c) tablet
- d) desktop



**Ques-2) Fill in the blanks:-**

**(2.5 Marks)**

**smart, huge, accurate, laptop, bad**

1. A computer can store \_\_\_\_\_ memory.
2. A computer is a \_\_\_\_\_ machine.
3. Sitting on computer for a long time results in \_\_\_\_\_ posture.
4. \_\_\_\_\_ computers are easy to carry.
5. A computer gives us \_\_\_\_\_ results.

**Ques-3 Answer the following questions.**

**(6 Marks)**

**Q-1) What is computer?**

Ans \_\_\_\_\_  
\_\_\_\_\_

**Q-2) Write any one difference between a computer and a human.**

Ans \_\_\_\_\_  
\_\_\_\_\_

**Q-3) Name different types of computers.**

Ans \_\_\_\_\_  
\_\_\_\_\_  
\_\_\_\_\_

**Ques-4) Draw a picture of a computer.**

**(2 Marks)**





# BURARI PUBLIC SCHOOL

...a venture with **UNIQUE**

## WORKSHEET – I

CLASS: II

SUBJECT- COMPUTER

Date \_\_\_ / \_\_\_ / \_\_\_

Name: ..... Roll No..... T. sign.....

### Q1. DIFFERENT PLACES WHERE COMPUTER ARE USED.

Supermarkets      Airport      Offices      School  
Hospital      Banks      Home      Making films



PLEASE PASTE IT IN THE COMPUTER NOTEBOOK.

The background features a teal border at the top and bottom. On the left, there is a stack of four books in green, orange, red, and blue. On the right, there is a stack of three books in orange, pink, and purple, with red and pink ribbons. In the bottom left corner, a girl with orange hair is reading a green book. In the bottom right corner, there is an open book with a red square on the left page and a green square on the right page, with some lines of text. A pencil holder with colored pencils is also visible on the left side.

## GENERAL KNOWLEDGE

- Do the test in paper and paste it in your notebook.
- Do the given worksheet carefully and neatly.

## ACTIVITY BASED HOMEWORK

- Purchase a scrap book and paste the following.
  1. Five national symbols.
  2. Five healthy food.
  3. Five community helpers.
  4. Pictures of different seasons.
  5. Five historical places.
- Help your parents daily in their work and click pictures on daily basis paste these pictures in scrap book.



# BURARI PUBLIC SCHOOL

...a venture with **UNIQUE**

CLASS TEST -1 (2026-27)

CLASS-II

SUBJECT- GK

Date \_\_\_\_ / \_\_\_\_ / \_\_\_\_

Name: .....Roll No.....T.sign.....

Q1. Draw National Flag and write five lines on it

( 5 Marks)

Ans.

---

---

---

---

---

---

---

---

Q2. Unscramble the given words

(5 Marks)

a) GAB - \_\_\_\_\_

b) YOB- \_\_\_\_\_

c) LABL - \_\_\_\_\_

d) SAGLSES - \_\_\_\_\_

e) ETRE - \_\_\_\_\_

Q3. Write the names of two national festivals.

(2Marks)

Ans. \_\_\_\_\_

**Q4. Write the name of first prime minister of India . (2 Marks)**

Ans. \_\_\_\_\_

**Q5. When do we celebrate Independence day every year ? (2 Marks)**

Ans. \_\_\_\_\_

**Q6. When do we celebrate Gandhi Jayanti ? ( 2 Marks)**

Ans. \_\_\_\_\_

**Q7. When do we celebrate Republic Day ? (2 Marks)**

Ans. \_\_\_\_\_





# BURARI PUBLIC SCHOOL

...a venture with **UNIQUE**

## WORKSHEET – I

CLASS: II  
SUBJECT-G.K

Date \_\_\_/\_\_\_/\_\_\_

Name: ..... Roll No..... T. sign.....



Instruction: //

Match the appropriate picture to the different season.



Winter



Spring



Summer



Autumn



Rainy

Note: Kindly paste this worksheet in your holiday homework assessment notebook.

A cartoon illustration of a young child with orange hair, wearing a green shirt and blue shorts, sitting on the floor and reading a green book. The child is smiling and looking towards the viewer. The background is a teal color with various school-related items like books and pencils.

## DRAWING

### ACTIVITY BASED HOMEWORK

- Make any useful or creative item using waste materials available at home.

#### Examples:

- Pen holder
- Pencil box
- Bird feeder
- Photo frame
- Flower vase
- Toy (car, robot, etc.)
- Wall hanging
- Piggy bank

#### Guidelines:

- Use items like bottles, boxes, paper, cans, etc.
- Take help from parents if needed.
- Keep your work neat and creative.



# BURARI PUBLIC SCHOOL

...a venture with **UNIQUE**

CLASS TEST – 1 (2026-27)

CLASS: II

SUBJECT- DRAWING

Date \_\_\_ / \_\_\_ / \_\_\_

M.M.: 20

Name: ..... Roll No..... T. sign.....

## GENERAL INSTRUCTION:

1. Keep your work clean and neat (no erasing marks or stains).
2. Use bright and appropriate colors.

**Q1. Draw any one National Symbol of India.**

**(5 Marks)**



# BURARI PUBLIC SCHOOL

...a venture with **UNIQUE**

WORKSHEET

CLASS: II

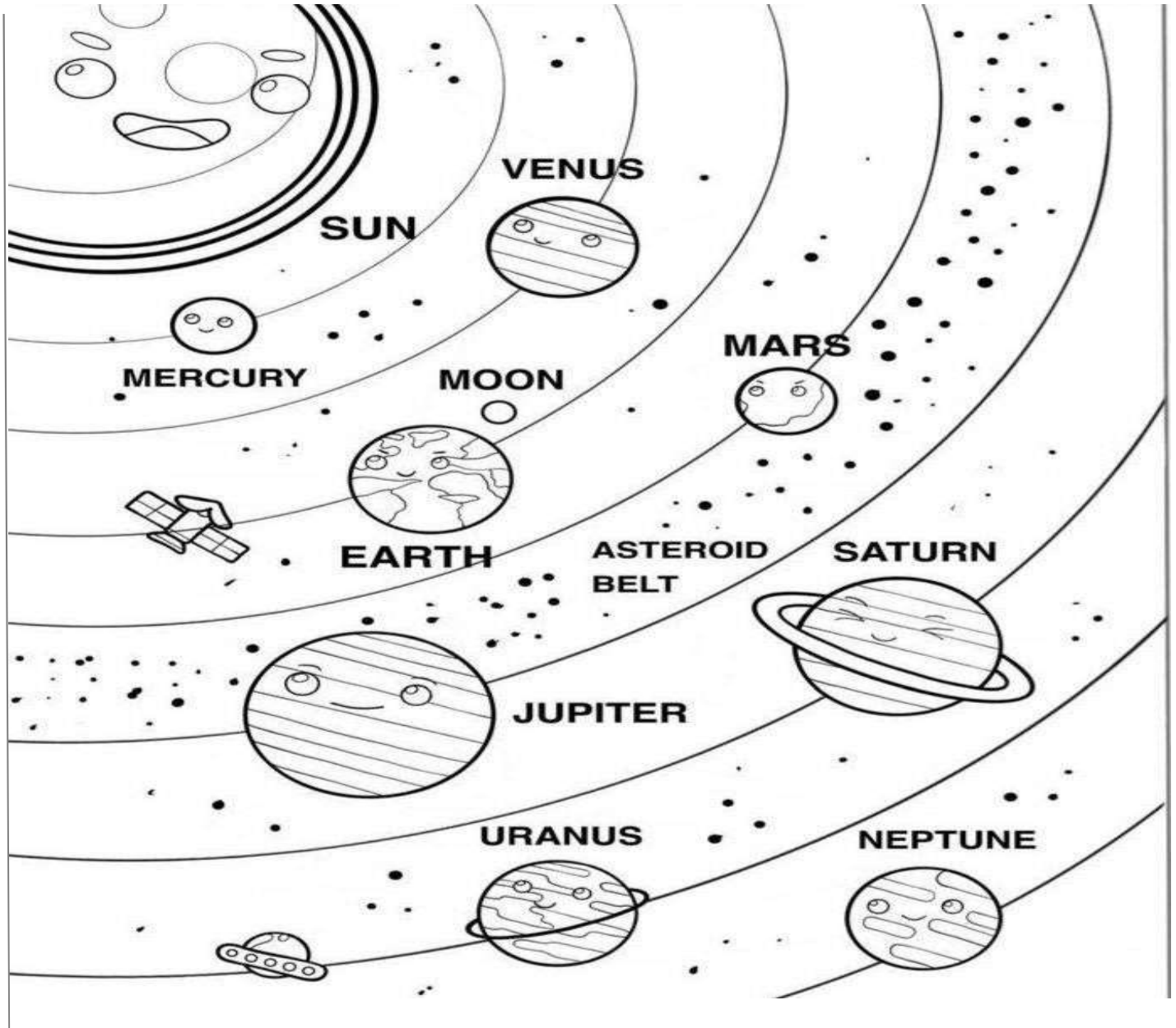
SUBJECT- DRAWING

Date     /     /    

M.M.: 20

Name: ..... Roll No..... T.sign.....

**Q 1. Look at the picture carefully and colour the picture neatly.**



**NOTE: - KINDLY PASTE YOUR WORKSHEET IN YOUR HHW ASSESSMENT NOTEBOOK.**



# BURARI PUBLIC SCHOOL

...a venture with **UNIQUE**

WORKSHEET

CLASS: II

SUBJECT- DRAWING

Date     /     /    

M.M.: 20

Name: ..... Roll No..... T.sign.....

**Q 1. Look at the picture carefully and colour the picture neatly.**



**NOTE: - KINDLY PASTE YOUR WORKSHEET IN YOUR HHW ASSESSMENT NOTEBOOK.**