



BURARI PUBLIC SCHOOL

...a venture with **UNIQUE**



Holiday HOMEWORK

NAME _____

CLASS- _____

Dear Parents,

Summer Vacations! A wonderful time to rejoice, recreate, and refresh for all children. It is an appropriate period for parents to spend quality time with their children, discover their hidden potential, nurture their talents, and boost their self-esteem.

- Vacations give children a chance to relax and rejuvenate. Along with relaxation, there should be a healthy balance of play and meaningful learning activities. Encourage your child to engage in constructive and creative work, as it enhances confidence and independent thinking.
- As envisioned in the National Education Policy (NEP), children should be encouraged to develop life skills, critical thinking, creativity, communication skills, and experiential learning habits during the holidays. Motivate them to participate in hands-on activities such as art and craft, storytelling, reading, gardening, cooking with supervision, nature observation, puzzles, and simple household responsibilities.
- Encourage your child to read age-appropriate books, newspapers, and magazines regularly to improve vocabulary, comprehension, and communication skills.
- Promote skill-based learning by involving your child in activities that develop problem-solving abilities, teamwork, digital awareness, and self-management skills.
- Encourage your child to eat healthy food and maintain proper hygiene and fitness routines.
- Take your child for outings and fun activities. Try to spend maximum quality time with him/her and develop an everlasting bond.
- Make sure that your child completes his/her Holiday Homework neatly and independently.
- Help your child inculcate good habits such as discipline, kindness, punctuality, responsibility, and respect for others.
- Recite stories to your child and encourage him/her to narrate them in their own words to improve imagination and speaking skills.
- Converse with your child in English regularly to enhance fluency and confidence in communication.

Students will be assigned marks for PT-2 upon submission of Holiday Homework. In case a student fails to submit the Holiday Homework, he/she will be marked Zero/Absent for Periodic Assessment – 2.

Holiday Homework **submission period will be from 22/06/2026 to 02/07/2026.** No Holiday Homework will be accepted after 02/07/2026 under any circumstances.

We hope that your child will enjoy these activities and return to school with renewed energy, enthusiasm, and creativity.



NOTE: The school will reopen on 01/07/2026.


Kindly complete all the work as directed and submit it in a separate folder.

Regards,
Class Teacher



ENGLISH

 Homework Assignment: Helping Hands at Home 

- Objective--To encourage helpfulness and responsibility by actively participating in household chores and documenting the experience. 
- Instructions--Please follow these guidelines to complete your assignment: Select a Task: Choose at least seven activities where you can assist your parents (e.g., watering plants, setting the dinner table, arranging your toy shelf, or dusting).
- Capture the Moment: Have someone take a clear photograph of you while you are performing the task. Reflect: Write a brief 2-3 sentence description for each photo, explaining: What you were doing. How it helped your family.
- Write two words starting with each letter from A to Z. (Write in C W notebook).
 - ➡ For Example A- Axe, Ant
 - B- Ball, Batch
- Submission: Paste the photos and your descriptions in your scrapbook.



BURARI PUBLIC SCHOOL

...a venture with **UNIQUE**

MONTHLY ASSESSMENT-II (2026-27)

CLASS: I

SUBJECT- ENGLISH I

Date _____ / _____

Day _____

M.M.: 20

Name: Roll No..... T. sign.....

GENERAL INSTRUCTIONS:

1. Read the question paper carefully.
2. Attempt all the given questions.
3. Handwriting must be neat and clean.

(SECTION-A) READING & DICTATION

Ques-1) Read the given paragraph carefully and make a video of your reading skill.
(2.5 Marks)

Today is Riley's first day in her new school. She gets ready for school. Her grandmother Packs yummy snacks for lunch. Her school bus is here. She enters her new class. Two girls greet her. Hello! How are you? I am Sammy. What is your name? Hello Sammy! I am fine, thank you. My name is Riley. Hello! I am Vani. Welcome to our school.

Ques-2) Dictation:

(2.5 Marks)

1. _____

2. _____

3. _____

4. _____

5. _____

Ques-5) Answer the following Questions:

(5 Marks)

Q-1) What did Riley's grandmother give her for lunch?

Ans _____

Q-2) How can you get many new ideas?

Ans _____

Q-3) What is the name of the teacher?

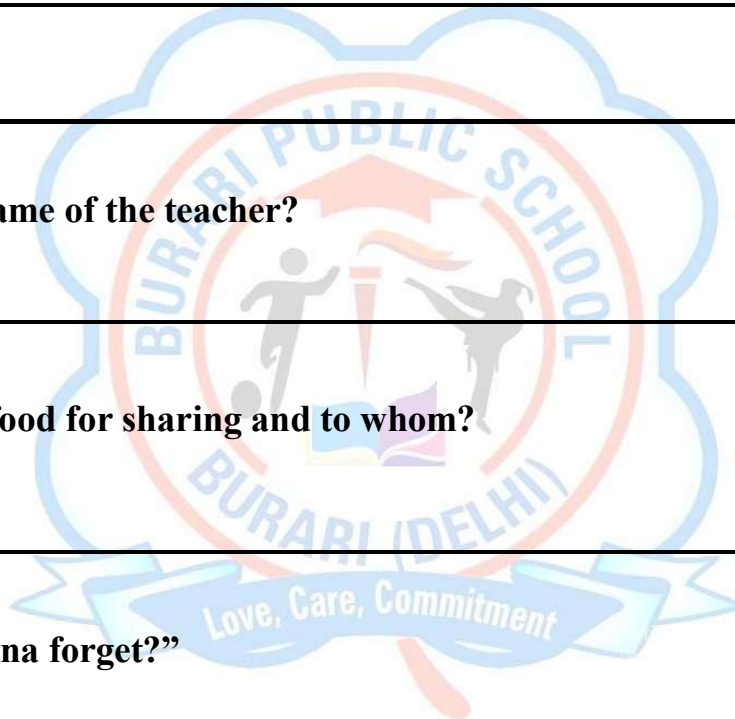
Ans _____

Q-4) Who offered food for sharing and to whom?

Ans _____

Q-5) "What did Tina forget?"

Ans _____





BURARI PUBLIC SCHOOL

...a venture with **UNIQUE**

MONTHLY ASSESSMENT-II (2026-27)

CLASS: I

SUBJECT- ENGLISH II

Date _____

Day _____

M.M.: 20

Name: Roll No..... T. sign.....

GENERAL INSTRUCTIONS:

1. Read the question paper carefully.
2. Attempt all the given questions.
3. Handwriting must be neat and clean.

(SECTION-A) READING & DICTATION

Ques-1) Read the given paragraph carefully and make a video. (2.5 Marks)

My favorite pet is my dog, Max. He is small, brown, and has very soft fur. Every morning, Max wakes me up by licking my face. We love to play fetch with a blue ball in the park. After playing, he likes to eat his treats and nap in the sun. I love my dog very much.

Ques-2) Dictation :- (2.5 Marks)

1. _____
2. _____
3. _____
4. _____
5. _____

Ques-5) Look at the pictures. Circle the correct Pronouns.

(5 Marks)



He, She, It



He, She, It



He, She, It



He, She, It



He, She, It



BURARI PUBLIC SCHOOL

...a venture with **UNIQUE**

WORKSHEET-1

CLASS: I

SUBJECT- ENGLISH II

Date ____ / ____ / ____

Day _____







PHONICS WORKSHEET







Grade 1


1 Match the letter to the correct beginning sound.

	•	•	b
	•	•	c
	•	•	a
	•	•	d

2 Circle the word that matches the picture.

	sun	sad
	bed	bat
	pig	pin
	mug	mat










3 Fill in the missing beginning sound.

	___ap
	___gg
	___eaf
	___en

4 Fill in the missing ending sound.

	du___
	ki___e
	bo___
	fro___

5 Read the word and color the correct picture.

cat			
pen			
fan			

6 Write any 3 words with short 'a' sound.

- _____
- _____
- _____

★ Great Job! ★



NOTE: KINDLY PASTE THIS WORKSHEET IN ASSESSMENT NOTEBOOK.



BURARI PUBLIC SCHOOL

...a venture with **UNIQUE**

WORKSHEET-2

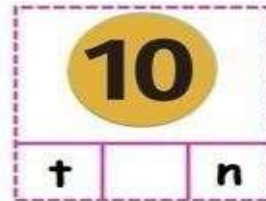

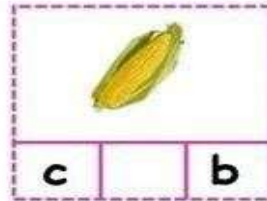
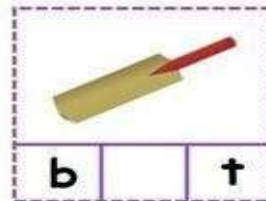
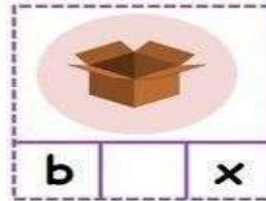
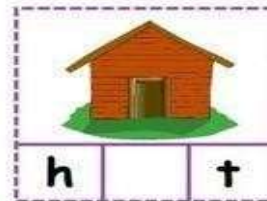
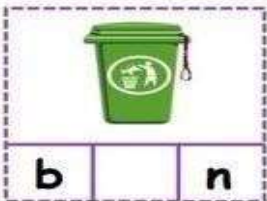

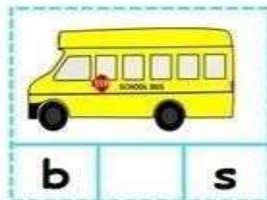
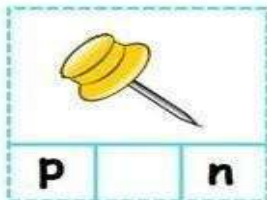
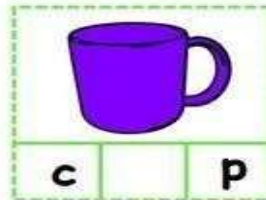
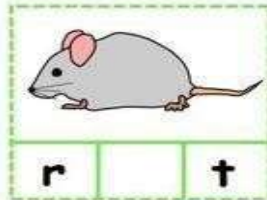
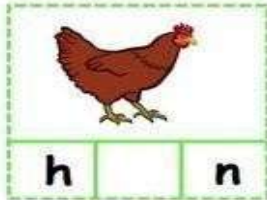
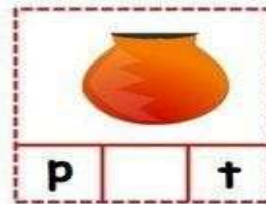
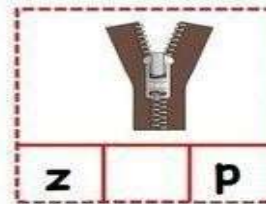
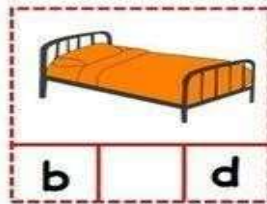
CLASS: I

SUBJECT- ENGLISH II

Date ____ / ____ / ____

Day _____

Write the missing vowel



NOTE: KINDLY PASTE THIS WORKSHEET IN ASSESSMENT NOTEBOOK.

HINDI

१. दी गई मूल्यांकन प्रश्नावली को पूरा करें तथा उसे मूल्यांकन कार्य-पुस्तिका में चिपकाएँ।

२. साथ दी गई वर्कशीट "मेरा घर" को भी पूरा करके मूल्यांकन कार्य-पुस्तिका (नोटबुक) में चिपकाएँ।

३. हिंदी सुलेखन की पुस्तक में छः पृष्ठ सुंदर लिखावट के साथ लिखें।

४. मात्राओं का पेड़ (मात्रा चार्ट) का सुंदर सा चार्ट बनाइए।

५. व्यंजन क से ज्ञ तक – दो-दो नए शब्द कार्यपुस्तिका में लिखें।

क - कबूतर, कमल

ख - खाना, खेल ...



BURARI PUBLIC SCHOOL

...a venture with **UNIQUE**

मासिक परीक्षा २(२०२६-२७)

कक्षा-I
विषय: हिंदी

दिनांक: ___/___/___

कुल अंक: 20

नाम : _____

अनुक्रमांक :

शिक्षक हस्ताक्षर:

निर्देश :

1. प्रश्न पत्र को ध्यान से पढ़ें।
2. सभी प्रश्नों के उत्तर दें।
3. लिखावट साफ और सुंदर होनी चाहिए।

(खंड-अ) पठन एवं श्रुतलेख

प्रश्न 1) दिए गए गद्यांश को ध्यान से पढ़िए :

(अंक 2.5)

सबीना की बकरी बड़ी हठीली थी। एक दिन सबीना और उसकी दादी नदी पर गए। बकरी भी नदी की ओर भागी। नदी तट की जमीन गीली थी। बकरी उसमें फिसल गई।

प्रश्न 2) श्रुतलेख :

(अंक 2.5)

1. _____
2. _____
3. _____
4. _____
5. _____

(खंड - ब) वस्तुनिष्ठ एवं विषयात्मक

प्रश्न-1) सही उत्तर पर (✓) का निशान लगाइए :

(अंक 5)

(1) सबीना के पास क्या थी ?

(क) बकरी

(ग) गाय

(ख) कुत्ता

(घ) बिल्ली

(2) चुहिया क्या चट कर गई ?

(क) लड्डू

(ग) गुलाब जामुन

(ख) सेब

(घ) आलू

(3) स्वर कितने होते हैं ?

(क) दस

(ग) दो

(ख) पाँच

(घ) तैतीस

(4) नदी तट पर कौन फिसल गया था ?

(क) सबीना

(ग) बकरी

(ख) दादी

(घ) शीला

(5) बुलबुल क्या कर रही थी ?

(क) सो रही थी

(ग) गा रही थी

(ख) खा रही थी

(घ) उड़ रही थी



प्रश्न-2) चित्र देखकर शब्द लिखो :

(अंक 5)

1.



2.



3.



4.



5.



प्रश्न-3) निम्नलिखित प्रश्नों के उत्तर दीजिए :

(अंक 5)

(क) कुमुद कहाँ गई ?

उत्तर _____

(ख) पपीता कौन लाया ?

उत्तर _____

(ग) दादी किस चीज की चटनी लाई ?

उत्तर _____

(घ) मुकुल की बहन कौन थी ?

उत्तर _____

(ङ) मीता क्या लेकर आई थी ?

उत्तर _____





BURARI PUBLIC SCHOOL

...a venture with **UNIQUE**

कार्यपत्रक

कक्षा-I

विषय: हिंदी

दिनांक: ___ / ___ / ___

नाम : _____

अनुक्रमांक :

शिक्षक हस्ताक्षर:

प्रश्न 1 मात्राओं का सही उपयोग करें और रंग भरें:



विशेष निर्देश - कृपया कार्यपत्रिका आकलन कार्यपुस्तिका में लगाएं।

MATHS

- DO THE GIVEN ASSESSMENT EXAMS AND PASTE THEM IN THE ASSESSMENT NOTEBOOK.
- DO THE GIVEN WORKSHEET IN NEAT AND CLEAN HANDWRITING.

Project SHAPE - O - MANIA



OBJECTIVES- This activity encourages young children to develop fine motor skills and shape recognition abilities by creating a scene using 2D shapes. Label each shape with its name. An example is provided below for reference, but feel free to use your creativity to design a unique scene. Remember, duplicates of the example won't be accepted.



MATERIAL **REQUIRED-**
NEWSPAPER/COLOURED PAPER, SCISSORS AND FEVICOL .

Learn & write tables from 2 to 10 in classwork note book.



BURARI PUBLIC SCHOOL
...a venture with **U N I Q U E**

MONTHLY ASSESSMENT-II (2026-27)

CLASS: I

SUBJECT- MATHS

Date / /

M.M.: 20

Name: Roll No..... T. sign.....

GENERAL INSTRUCTIONS: -

1. Read the question paper carefully.
2. Attempt all the given questions.
3. Handwriting must be neat and clean.

(SECTION-A) READING & DICTATION

Ques-1) Read the given paragraph carefully: - (2.5 Marks)

Ordinal numbers

There are four children in a line. Ali is **first** in the line. Ravi is **second**. Sita is **third**, and Rohan is **fourth**. They are waiting for their turn to enter the classroom. The teacher calls them one by one. All the children are happy and excited.

Ques-2) Dictation: -

(2.5 Marks)

1. _____

2. _____

3. _____

4. _____

5. _____

Ques-4. Fill in the blanks with the correct sign (<, >, =):

(5 Marks)


1. 42 _____ 71

2. 19 _____ 30

3. 50 _____ 50

4. 29 _____ 18

5. 48 _____ 30



Ques-5) Write in ordinal numbers.

(2 Marks)

1. 15 - _____

2. 18 - _____

3. 1 - _____

4. 11 - _____

Ques-6) Dodging table.

(1 Marks)

1. $5 \times 9 = \underline{\hspace{2cm}}$


2. $4 \times 6 = \underline{\hspace{2cm}}$

Ques-7) Circle the smallest number.

(1 Marks)

a) 25 5 70 27

b) 68 37 60 73



Ques-8) Arrange the number in descending order.

(1 Marks)

a) 15, 40, 19, 10, 9



BURARI PUBLIC SCHOOL

...a venture with **UNIQUE**

WORKSHEET -1

CLASS: I

SUBJECT- MATHS

ORDINAL NUMBERS

Fill in the blanks by writing the correct ordinal number



1. The **giraffe**  is in the _____ place.
2. The **lion**  is in the _____ place.
3. The **frog**  is in the _____ place.
4. The **chick**  is in the _____ place.
5. The **rabbit**  is in the _____ place.
6. The **tiger**  is in the _____ place.
7. The **pig**  is in the _____ place.
8. The **bear**  is in the _____ place.

Look at the picture and write where each animal is.



NOTE : KINDLY PASTE THIS SHEET IN PT NOTEBOOK

EVS

✂ EVS Scrapbook Activity: "My Family Time"

📄 What to do:

Paste a family picture in your scrapbook



You can also paste a picture of outing (park/picnic) ✓

📄 Now write 2-3 lines: This is my family.

I love my family.

We went to the park together.

📄 Fun part:

Draw a tree or park scene around the picture



Colour it nicely

📄 Instruction line:

"Paste the picture neatly and decorate your page beautifully."

Draw a butterfly in your class work notebook and write 5 lines



BURARI PUBLIC SCHOOL

...a venture with **UNIQUE**

MONTHLY ASSESSMENT-II (2026-27)

CLASS: I

SUBJECT- E.V.S

Date / /

M.M.: 20

Name: Roll No..... T. sign.....

GENERAL INSTRUCTIONS:-

1. Read the question paper carefully.
2. Attempt all the given questions.
3. Handwriting must be neat and clean.

(SECTION-A) READING & DICTATION

Ques-1) Read the given paragraph carefully: -

(2.5 Marks)

We have five sense organs. These are Eyes, Ears, Nose, Tongue and Skin. These are our five friends.

They help us know the things around us. Our eyes helps us to see the things. Our ears helps us to hear. Our nose helps us to smell. Our tongue helps us to taste. Our skin helps us to feel.

Ques-2) Dictation:-

(2.5 Marks)

1. _____

2. _____

3. _____

4. _____

5. _____

(SECTION-B) OBJECTIVE & SUBJECTIVE

Ques-1) Tick (✓) the correct answer: -

(5 Marks)

1. Eyes helps us to _____ things.

- | | |
|----------|----------|
| a) taste | b) see |
| c) feel | d) smell |

2. We have _____ sense organs.

- | | |
|----------|---------|
| a) two | b) five |
| c) eight | d) ten |

3. Which sense organs helps us to feel hot and cold.

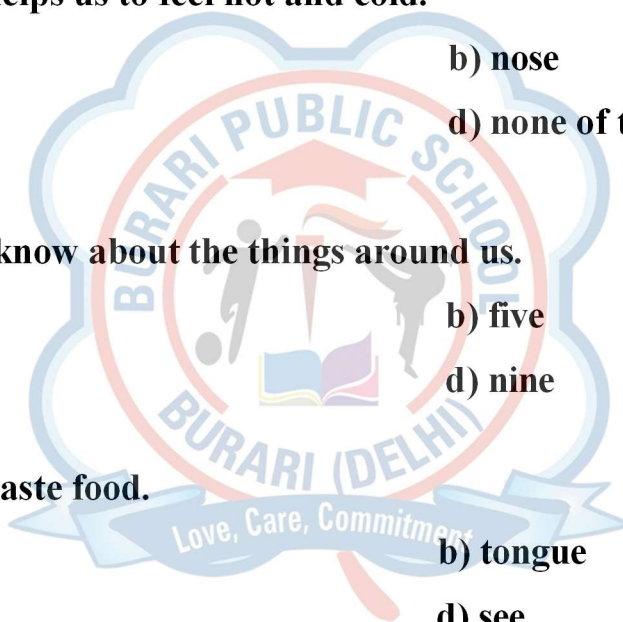
- | | |
|---------|------------------|
| a) skin | b) nose |
| c) girl | d) none of these |

4. _____ helps us to know about the things around us.

- | | |
|-----------------|---------|
| a) sense organs | b) five |
| c) eyes | d) nine |

5. _____ help us to taste food.

- | | |
|---------|-----------|
| a) legs | b) tongue |
| c) ears | d) see |



Ques-2) Match the following:-

(5 Marks)

Column A.

Column B

- | | |
|-----------|-------|
| 1. Eyes | Feel |
| 2. Nose | Taste |
| 3. Ears | See |
| 4. Tongue | Smell |
| 5. Skin | Hear |

Ques-3) Answer the following Questions :-

(5 Marks)

Q-1) How many sense organs do we have?

Ans _____

Q-2) Which organ helps us to feel or touch?

Ans _____

Q-3) Which organ do we use to see?


Ans _____

Q-4) Name the five sense organs.

Ans _____

Q-5) Which organ helps us to smell?

Ans _____





BURARI PUBLIC SCHOOL

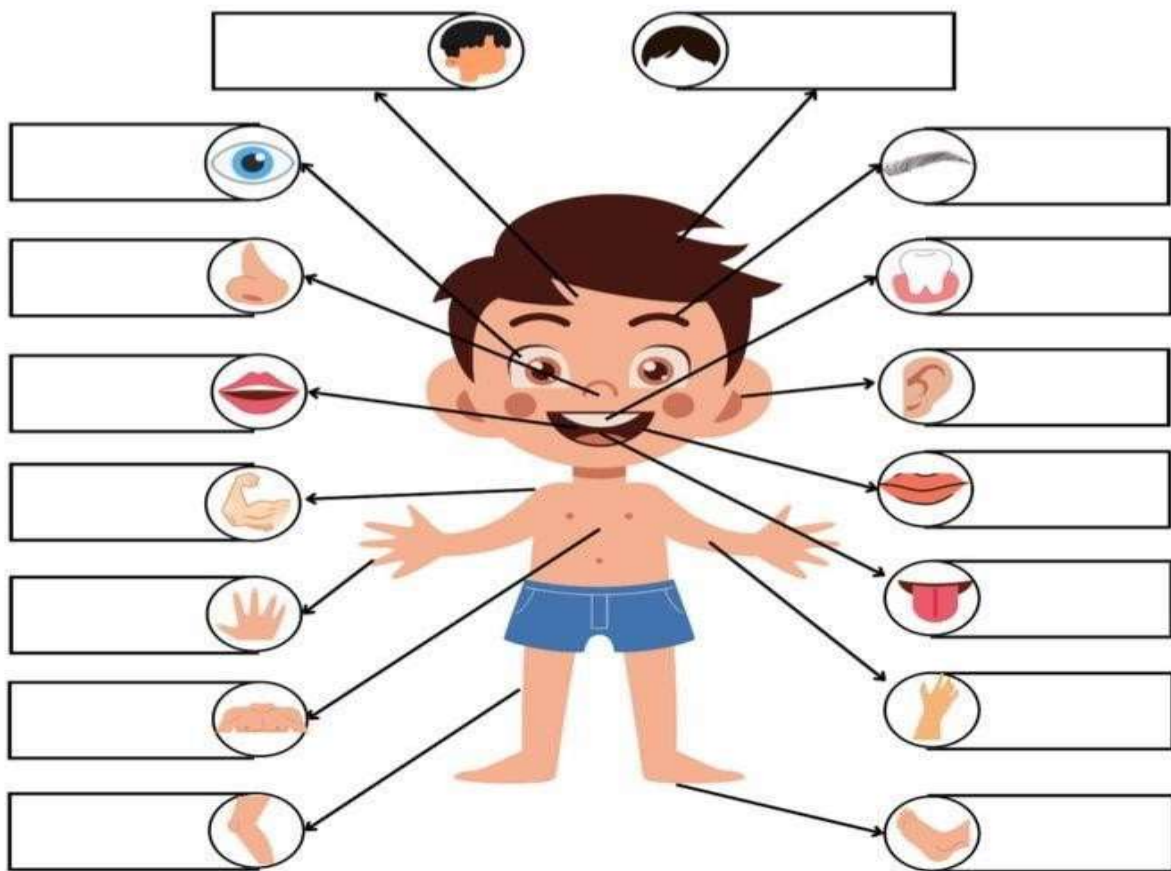
...a venture with **UNIQUE**

WORKSHEET -1

CLASS: I

SUBJECT- EVS

Look at the picture and write the correct word in the blank!



- Head
- Eye
- Ear
- Eyebrow

- Nose
- Tongue
- Hair
- Leg

- Lip
- Arm
- Hand
- Mouth

- Foot
- Chest
- Fingers
- Teeth

NOTE : KINDLY PASTE THIS SHEET IN PT NOTEBOOK

COMPUTER

- Do the given class Test and paste them in the Assessment Notebook.
- Complete the given worksheet and paste it in the Assessment Notebook.

ACTIVITY BASED HOMEWORK

- Draw types of Smart Machine on a chart paper.
- Paste pictures of electronic machines found at home in your scrap book

Instructions:

- Draw picture neatly and colour beautifully.



BURARI PUBLIC SCHOOL

...a venture with **UNIQUE**

CLASS TEST-I (2026-27)

CLASS: I

SUBJECT- COMPUTER

Date / /

M.M.: 20

Name:Roll No.....T.sign.....

GENERAL INSTRUCTIONS:

1. All questions are compulsory.
2. Read the questions carefully before answering.
3. Write all answers neatly.

Q1. Types of Smart Machines .

(5 Marks)

1. _____
2. _____
3. _____
4. _____
5. _____

Q 2.Tick (✓) the correct answer :-

(4 Marks)

a. Which machine runs on electricity?

- (i) Computer
- (ii) Calculator
- (iii) Motorbike
- (iv) Car

b. Machines make our work _____.

- (i) Difficult
- (ii) Easy
- (iii) Moderate
- (iv) Hard

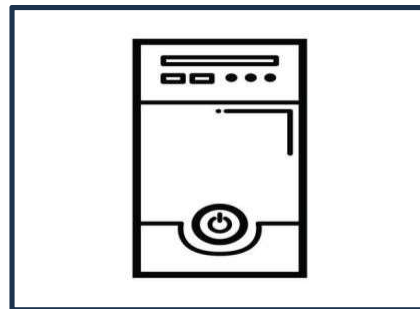


c. _____ gives accurate results.

- (i) Human
- (ii) Machine
- (iii) Watch
- (iv) None of these

d. Google Glass is an example of:

- (i) Smart glasses
- (ii) Smart phone
- (iii) Smart watch
- (iv) Computer

Q 3. Colour laptop with red, desktop with brown and smartphone with green colour. (4 Marks)



Q 4.Fill in the blanks :-

(5 Marks)

Computer, accurate, power, laptop, machines


- a) **Machines need _____ to work.**

- b) _____ **is a smart machine.**

- c) _____ **is easy to carry from one place to another.**

- d) **A computer gives _____ results.**

- e) _____ **are man-made things that make our work quick and easy.**



Q 5. Answer the following questions :-

(2 Marks)

Q1. What is a computer?

Q2. Write any one use of a computer.



BURARI PUBLIC SCHOOL

...a venture with **UNIQUE**

WORKSHEET


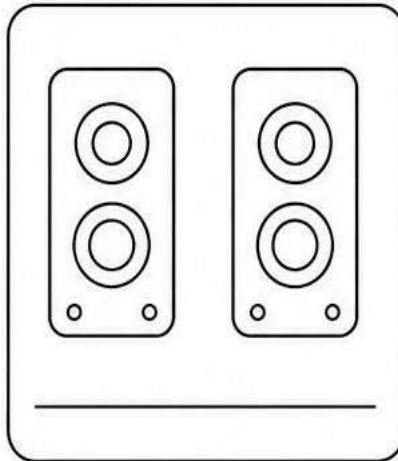
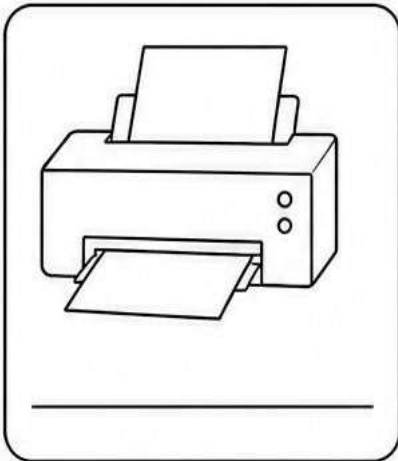
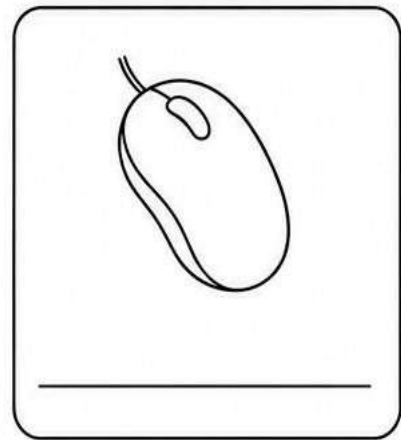


CLASS: I

SUBJECT- COMPUTER

Name: _____ Date- _____ Day- _____

Q1. Identify the Parts

Look at the pictures and write the names of the parts.



NOTE: KINDLY PASTE THIS SHEET IN FT NOTEBOOK

Paste this worksheet in your HHW notebook

G.K

Activity: Ice Cream Stick Flag (3D Craft)

Task:

Make a small 3D model of the National Flag using ice cream sticks.

Instructions:

- * Take 3-4 ice cream sticks.**
- * Colour them:**
 - * Top stick - Saffron**
 - * Middle stick - White**
 - * Bottom stick - Green**
- * Draw a small blue Ashoka Chakra on the white stick.**
- * Stick all the sticks together neatly.**
- * Attach them to a straw or pencil to make a flag.**

Note:

Use neat colouring and proper arrangement.



BURARI PUBLIC SCHOOL

...a venture with **UNIQUE**

CLASS TEST-I (2026-27)

CLASS: I

SUBJECT- G.K

Date ___ / ___ / ___

M.M.: 20

Name:Roll No.....T.sign.....

GENERAL INSTRUCTIONS:

1. All questions are compulsory.
2. Read the questions carefully before answering.
3. Write all answers neatly.

Q1. Tick (✓) the correct answer :-

(5 Marks)

1. The Indian National Flag is called:

- (a) Trishul
- (b) Tiranga
- (c) Chakra

2. How many colours are there in the Indian Flag?

- (a) Two
- (b) Three
- (c) Four

3. The colour at the top of the flag is:

- (a) Green
- (b) White
- (c) Saffron

4. The Ashoka Chakra is in which colour?

- (a) Red
- (b) Blue
- (c) Yellow

5. The Ashoka Chakra has how many spokes?

- (a) 12
- (b) 24
- (c) 36

Q2. Answer the following questions :-

(3 Marks)



a. How many colours are there in the Indian National Flag?

b. When and where was the Indian National Flag hoisted for the first time after Independence?

c. Which cloth is used to make the Indian National Flag?

Q3. Draw a National Flag of India.

(5 marks)



Q 4. Fill in the blanks:-

(7 marks)

a) The national flag of India is called the _____.

b) The Tiranga has _____ colors.


c) The top color of the flag is _____.

d) The middle color of the flag is _____.

e) The bottom color of the flag is _____.

f) The blue wheel in the center is called _____ Chakra.

g) The Ashoka Chakra has _____ spokes.



MORAL MINDS

📺 Video Project: "Good Manners"

📌 What to do:

Make a short video (1-2 minutes).
Show good manners using actions.

📌 Ideas to include:

Saying "Please" and "Thank you" 🍌

Saying "Sorry" when you make a mistake

Greeting elders (Good morning / Good evening) 📺

Helping others 📺

Keeping your surroundings clean 📺

📌 What to say in video:

"I say please and thank you."

"I respect my elders."

"I help others."

"Good manners make us good children."



BURARI PUBLIC SCHOOL

...a venture with **UNIQUE**

CLASS TEST-I (2026-27)

CLASS: I

SUBJECT- MORAL MINDS

Date ____ / ____ / ____

Day _____

M.M.: 20

Name: Roll No..... T. sign.....

GENERAL INSTRUCTIONS:

1. Read the question paper carefully.
2. Attempt all the given questions.
3. Handwriting must be neat and clean.

(SECTION-A)

Ques-1) Word Meanings:

(2 Marks)

1. Help _____
2. Respect _____
3. Duty _____
4. Together _____

Ques-2) Matching:

(3 Marks)

(A)

(B)

- | | |
|--------------------------------------|--------|
| 1. Anu has a nice and loving | Doctor |
| 2. Anu's mother is | Police |
| 3. Anu's father is an officer in the | Family |

Ques-5) Answer the following Questions :-

(5 Marks)

Q-1) What is the name of the boy?

Ans _____

Q-2) Who tells stories?

Ans _____

Q-3) Who takes them to the park?

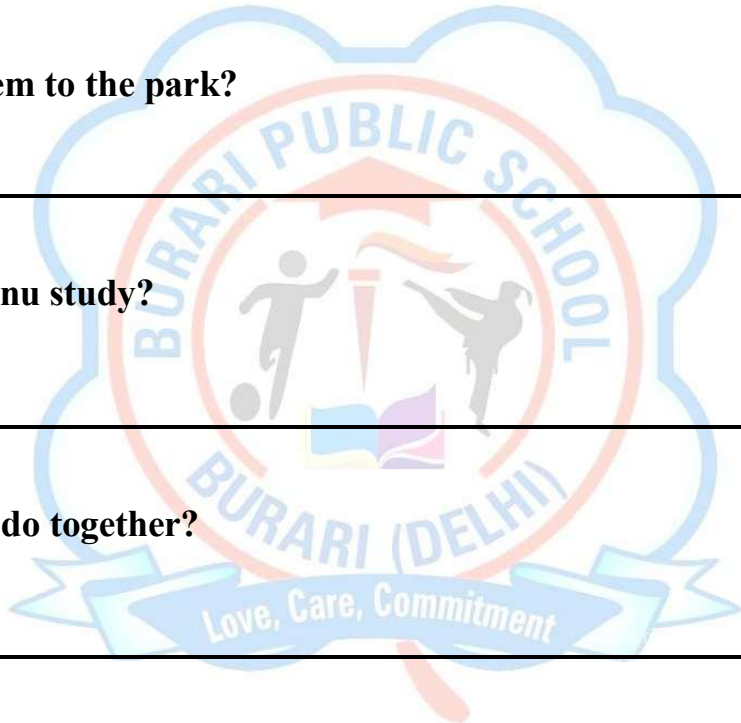
Ans _____

Q-4) Where does Anu study?

Ans _____

Q-5) What do they do together?

Ans _____



DRAWING

Activity Work:

Make any one craft using waste materials (such as paper, plastic bottles, boxes, etc.).

Steps to follow:

- **Collect waste materials available at home.**
- **Decide what you want to make (for example: pen stand, flower, toy, etc.).**
- **Cut and shape the materials carefully with the help of elders.**
- **Stick or join the parts neatly.**
- **Decorate your craft using colours, paper, or any decorative items.**

Make sure your craft is neat, creative, and colourful.

Submit your work on time.



BURARI PUBLIC SCHOOL

...a venture with **UNIQUE**

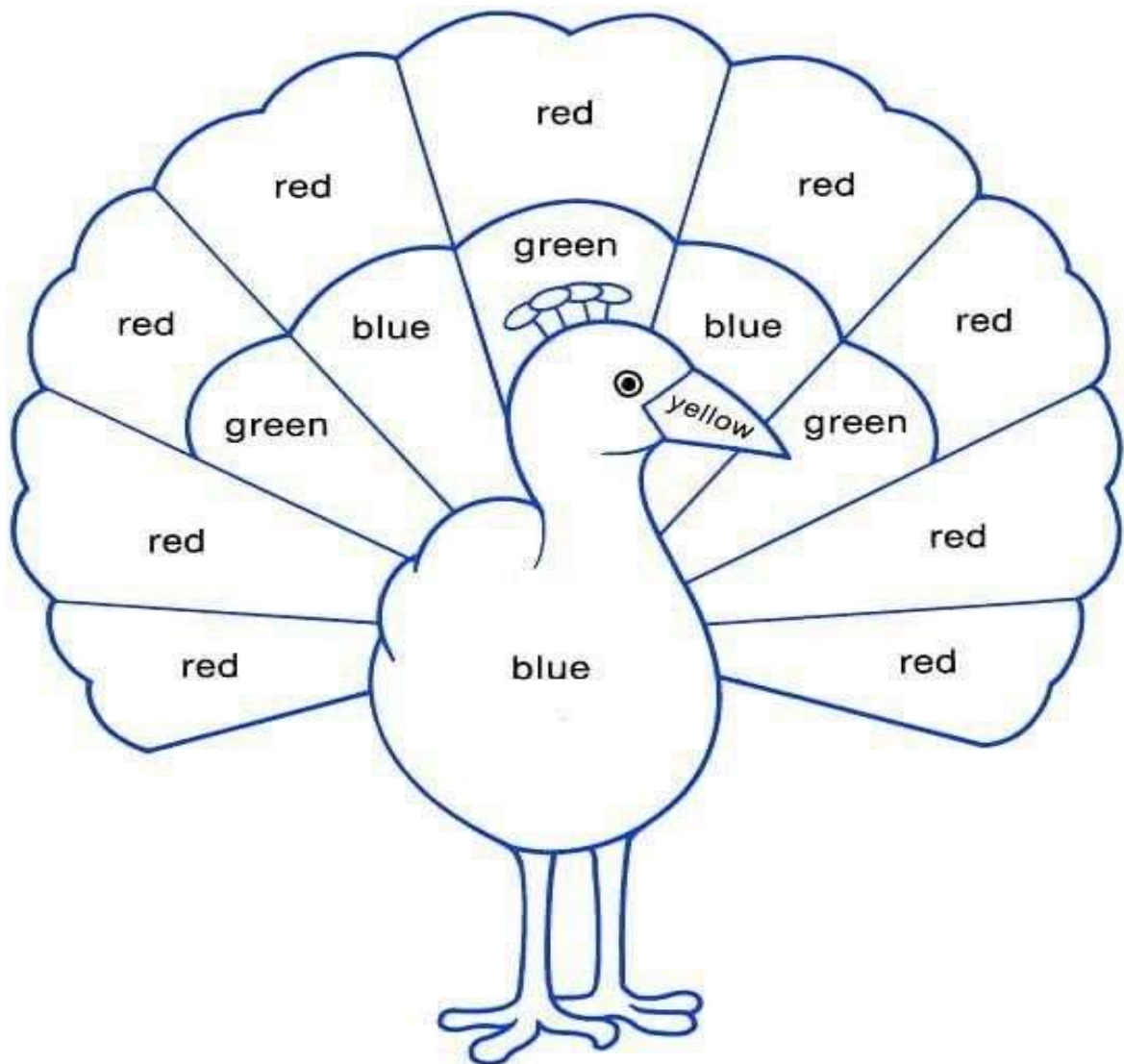
Worksheet -1

CLASS: I

SUBJECT- Drawing

Name _____

Use **red, blue, yellow, and green** to color the picture.






BURARI PUBLIC SCHOOL

...a venture with **UNIQUE**

Worksheet -2

CLASS: I

SUBJECT- Drawing



Color the **Rainbow**

