



BURARI PUBLIC SCHOOL

...a venture with **UNIQUE**



Holiday HOMEWORK

NAME _____

CLASS- _____

Dear Parents,

Summer Vacations! A wonderful time to rejoice, recreate, and refresh for all children. It is an appropriate period for parents to spend quality time with their children, discover their hidden potential, nurture their talents, and boost their self-esteem.

- Vacations give children a chance to relax and rejuvenate. Along with relaxation, there should be a healthy balance of play and meaningful learning activities. Encourage your child to engage in constructive and creative work, as it enhances confidence and independent thinking.
- As envisioned in the National Education Policy (NEP), children should be encouraged to develop life skills, critical thinking, creativity, communication skills, and experiential learning habits during the holidays. Motivate them to participate in hands-on activities such as art and craft, storytelling, reading, gardening, cooking with supervision, nature observation, puzzles, and simple household responsibilities.
- Encourage your child to read age-appropriate books, newspapers, and magazines regularly to improve vocabulary, comprehension, and communication skills.
- Promote skill-based learning by involving your child in activities that develop problem-solving abilities, teamwork, digital awareness, and self-management skills.
- Encourage your child to eat healthy food and maintain proper hygiene and fitness routines.
- Take your child for outings and fun activities. Try to spend maximum quality time with him/her and develop an everlasting bond.
- Make sure that your child completes his/her Holiday Homework neatly and independently.
- Help your child inculcate good habits such as discipline, kindness, punctuality, responsibility, and respect for others.
- Recite stories to your child and encourage him/her to narrate them in their own words to improve imagination and speaking skills.
- Converse with your child in English regularly to enhance fluency and confidence in communication.

Students will be assigned marks for PT-2 upon submission of Holiday Homework. In case a student fails to submit the Holiday Homework, he/she will be marked Zero/Absent for Periodic Assessment – 2.

Holiday Homework **submission period will be from 22/06/2026 to 02/07/2026**. No Holiday Homework will be accepted after 02/07/2026 under any circumstances.

We hope that your child will enjoy these activities and return to school with renewed energy, enthusiasm, and creativity.

NOTE: The school will reopen on 01/07/2026.

Kindly complete all the work as directed and submit it in a separate folder.

Regards,
Class Teacher



ENGLISH

- Do the given assessment exams and paste them in the assessment notebook.
- Do the given worksheets and paste them in the assessment notebook.
- Hand-writing must be neat and clean.

🌟📺 ACTIVITY BASED HOMEWORK 📺🌟

🗣️📄 Fun Speaking & Scrapbook Activity

🍕🍦 My Favourite Food 🍔🍷

1 Video Activity 🎬📺

🎥 Make a short and exciting video about your favourite food.

🗣️ Speak 5-6 simple lines in the video.

💬 You can include:

🌟 Name of your favourite food 😊

🌟 Why you like it ❤️

🌟 When you eat it 🕒

🌟 Who makes it 👨🍳🔍

🌟 How it tastes 🔍🌶️😊 (sweet 🍬, spicy 🌶️, yummy 😋)

🌟 Remember 🌟

✅ Speak clearly and confidently 😊

✅ Smile while speaking 😊

✅ You can show your food or its picture 📺📷

2 Scrapbook Activity 📄🌟🎨

🖼️ Paste a beautiful picture of your favourite food in your scrapbook.

🌟 Paste a lovely picture of your favourite food with you 👩👨🍷

🌟 Decorate your page with colours 🎨, stickers 🌈, stars ⭐, hearts ❤️ and smileys 😊



BURARI PUBLIC SCHOOL

...a venture with **UNIQUE**

MONTHLY ASSESSMENT-II (2026-2027)

CLASS: III

SUBJECT- ENGLISH READER

Date / /

M.M.: 20

Name: Roll No..... T. sign.....

GENERAL INSTRUCTIONS:

1. Read the question paper carefully.
2. Attempt all the given questions.
3. Handwriting must be neat and clean.

(SECTION-A) READING & DICTATION

Ques-1) Read the given paragraph carefully: (2.5 Marks)

Alice sits drowsily by a riverbank, bored by the book her older sister reads to her. Out of nowhere, a White Rabbit runs past her, fretting that he will be late. The Rabbit pulls a watch out of his waistcoat pocket and runs across the field and down a hole. Alice impulsively follows the Rabbit and tumbles down the deep hole that resembles a well, falling slowly for a long time. As she floats down, she notices that the sides of the well are covered with cupboards and shelves. She plucks a marmalade jar from one of the shelves. The jar is empty, so Alice sets it down on another shelf.

Note: Make a video of yourself while reading the paragraph.

Ques-2) Dictation: (2.5 Marks)

1. _____
2. _____
3. _____
4. _____
5. _____

(SECTION-B) OBJECTIVE & SUBJECTIVE

Ques -1) Tick (✓) the correct option:

(2 Marks)

1. Alice was beginning to get very tired of sitting by her sister on the bank...

What does this mean?

- a. She was in need of rest as her legs were aching after playing with her sister.
- b. She was in need of sleep as her mind was tired from reading a lot.
- c. She was bored with nothing much to do than sit by her sister on a bank.
- d. She was hungry and looking for food.

2. Why did Alice not throw the jar of orange marmalade even though it was empty?

- a. It could have fallen and hurt someone.
- b. She wanted to keep her colour pencils in it later.
- c. She wanted to find out more about the jar later.
- d. She wanted to give it to her sister.

3. Why did Alice think the book her sister was reading was boring?

- a. It had a boring cover.
- b. It had too many pictures in it.
- c. It had no pictures or conversations in it.
- d. She had already read the story before.

4. Why did Alice think the book her sister was reading was boring?

- a. Food only
- b. Cupboards and bookshelves
- c. Doors
- d. Windows.

Ques -2) Fill in the blanks:

(3 Marks)

pictures, watch, cupboards, bookshelves, orange marmalade, maps, sister

1. Alice believed that a book without _____ is useless.
2. The white rabbit had a _____ in his waistcoat-pocket.
3. The sides of the well were filled with _____.
4. Alice was disappointed because the jar labelled _____ was empty.
5. While falling, Alice saw _____ and _____ hung upon pegs.
6. Alice was sitting by her _____ on the bank.

Ques-3) Short Answer Questions :

(4 Marks)

- Q-1) Write the meaning of "Remarkable".
- Q-2) Where did Alice sit by her sister?
- Q-3) What did the white rabbit have in his pocket?
- Q-4) Who is the main character of the story?

Ques-4) Long Answer Questions:

(6 Marks)

- Q-1) What made Alice follow the white rabbit?
- Q-2) What did Alice see on the sides of the well while falling down?
- Q-3) Why was Alice disappointed with the jar?



BURARI PUBLIC SCHOOL
...a venture with **UNIQUE**

MONTHLY ASSESSMENT-II (2026-2027)

CLASS: III

SUBJECT- ENGLISH GRAMMAR

Date / /

M.M.: 20

Name: Roll No..... T. sign.....

GENERAL INSTRUCTIONS:-

1. Read the question paper carefully.
2. Attempt all the given questions.
3. Handwriting must be neat and clean.

(SECTION-A) READING & DICTATION

Ques-1) Read the given paragraph carefully: (2.5 Marks)

Mango is known as the king of fruits. It is a very tasty and juicy fruit. Mangoes are mostly found in the summer season. They come in many varieties, shapes, and sizes. Some mangoes are sweet, while some are slightly sour. The colour of mangoes is usually yellow, orange, or green. People love to eat mangoes in many ways, such as mango juice, shakes, pickles, and ice cream. Mangoes are also very healthy as they give us energy and keep us strong. The mango tree is large and provides shade. Many people wait for summer to enjoy this delicious fruit. Mango is loved by children and adults alike.

Note: Make a video of yourself while reading the paragraph.

Ques-2) Dictation: (2.5 Marks)

1. _____
2. _____
3. _____
4. _____
5. _____

(SECTION-B) OBJECTIVE & SUBJECTIVE

Ques-1) Write the feminine gender of the following:

(2.5 Marks)

1. Boy → _____

2. King → _____

3. Father → _____

4. Uncle → _____

5. Lion → _____

Ques-2) Write the masculine gender of the following:

(3 Marks)

1. Cow → _____

2. Wife → _____

3. Grandmother → _____

4. Niece → _____

5. Actress → _____

6. Sister → _____

Ques-3) Change the underlined words to its opposite gender and rewrite the sentences:

(2.5 Marks)

1. The boy is playing in the park.

2. My father is very kind.

3. The king lives in a palace.

4. The **lion** is very strong.

5. My **uncle** is a doctor.

Ques-4) Write synonyms of the following words:

(5 Marks)

1. Happy → _____

2. Big → _____

3. Small → _____

4. Fast → _____

5. Beautiful → _____

6. Angry → _____

7. Smart → _____

8. Begin → _____

9. End → _____

10. Easy → _____

Ques-5) Replace the underlined word with its synonym and rewrite the sentences. (2 Marks)

1. I am very **happy** today.

2. The elephant is very **big**.

3. The rabbit is very **fast**.

4. This bag is very **small**.



BURARI PUBLIC SCHOOL
...a venture with **UNIQUE**

WORKSHEET-1

CLASS-III

SUBJECT- ENGLISH GRAMMAR

Name: Date T. sign.....

Cursive Alphabet

Trace the dotted letters and write them in the empty boxes below.

A B C D E F G H I

A B C D E F G H I

Empty boxes for writing cursive letters A-I.

Empty boxes for writing cursive letters A-I.

J K L M N O P Q R

J K L M N O P Q R

Empty boxes for writing cursive letters J-R.

Empty boxes for writing cursive letters J-R.

S T U V W X Y Z

S T U V W X Y Z

Empty boxes for writing cursive letters S-Z.

Empty boxes for writing cursive letters S-Z.

NOTE: - KINDLY PASTE YOUR WORKSHEET IN YOUR HHW ASSESSMENT NOTEBOOK.



Name: Date T. sign.....


NOUNS

COLOR THE NOUN

A noun can be a person, place, or thing. Color the nouns according to the code below:




doctor



apple



supermarket




museum



mug



firefighter



beach




farmer




bag



teacher



mug



garden

NOTE: - KINDLY PASTE YOUR WORKSHEET IN YOUR HHW ASSESSMENT NOTEBOOK.

हिंदी

1. मूल्यांकन और अभ्यास

- अपनी हिंदी बारहखड़ी वर्कशीट और दी गई मूल्यांकन परीक्षाओं को ध्यानपूर्वक पूरा करें।
- कार्य पूरा होने के बाद, इन्हें अपनी मूल्यांकन नोटबुक में सफाई से चिपकाएँ।

2. लेखन कौशल (सुलेख)

- अपनी हिंदी सुलेखन पुस्तक के पाँच पृष्ठ लिखें।
- लिखावट सुंदर, स्पष्ट और सुपाठ्य होनी चाहिए।
- क से ज्ञ तक सभी व्यंजनों से तीन - तीन शब्द कक्षा कार्य -पुस्तिका में लिखें। (जैसे - कमल , कागज़ , कोयला)

3. रचनात्मक गतिविधि:

- भारत की ऋतुओं पर एक सुंदर - सा चार्ट बनाए तथा आपको जो मौसम सबसे प्रिय है , उस पर कुछ पंक्ति बोलते हुए वीडियो बनाए।

⚠ विशेष निर्देश:

- सभी कार्य सफाई से करें और समय का सदुपयोग करें।



BURARI PUBLIC SCHOOL
...a venture with **UNIQUE**

मासिक आकलन - II (२०२६-२७)

कक्षा-III

विषय: हिंदी

दिनांक: ___/___/___

कुल अंक: 20

नाम : _____ अनुक्रमांक : शिक्षक हस्ताक्षर:

निर्देश:

1. प्रश्न पत्र को ध्यान से पढ़ें।
2. सभी प्रश्नों का उत्तर दें।
3. लिखावट साफ और सुंदर होनी चाहिए।

(खंड-अ) पठन एवं श्रुतलेख

प्रश्न 1) दिए गए गद्यांश को ध्यान से पढ़िए - (2.5 अंक)
“आज वसंत पंचमी है। माँ-बाबा कहते हैं कि यह वसंत ऋतु के आगमन का उत्सव है। वसंत ऋतु सरदी और गरमी के बीच का मौसम है। इसे संस्कृत में 'वसंत' और उर्दू में 'बहार' कहा जाता है। भारत के कई भागों में लोग आज के दिन पढ़ाई-लिखाई, संगीत और कला की पूजा करते हैं। हमारे घर के पास वाले पेड़ पर एक कोयल बैठी हुई है। मुझे लगता है वह मेरे लिए गाना गा रही है। पेड़ों पर कितने नए और चमकीले पत्ते आ गए हैं, ठीक मेरे नए फ्रॉक की तरह। माँ ने पीली साड़ी पहनी हुई है, इस रंग को 'बसंती' भी कहते हैं। कितना प्यारा नाम है!”

प्रश्न 2) श्रुतलेख (2.5 अंक)

1. _____
2. _____
3. _____
4. _____
5. _____

(खंड-ब) वस्तुनिष्ठ एवं विषयात्मक

प्रश्न-1) सही उत्तर पर (✓) का निशान लगाइए-

(अंक 2.5)

(1) ग्यारह के बाद क्या आता है ?

(क) सात ()

(ग) बारह ()

(ख) छह ()

(घ) चार ()

(2) माँ ने किस रंग की साड़ी पहनी हुई है ?

(क) पीली ()

(ग) नीली ()

(ख) लाल ()

(घ) हरी ()

(3) गाँधी जयंती किस महीने मनाई जाती है ?

(क) दिसंबर ()

(ग) मार्च ()

(ख) अक्टूबर ()

(घ) जनवरी ()

(4) सप्ताह में कितने दिन होते हैं ?

(क) सात ()

(ग) पाँच ()

(ख) आठ ()

(घ) छह ()

(5) दादा जी को कौन-से फूल अच्छे लगते हैं ?

(क) गुलाब ()

(ग) सूरजमुखी ()

(ख) गेंदा ()

(घ) चमेली ()

प्रश्न-2) रिक्त स्थान भरिए-

(अंक 2.5)

26 जनवरी कालीन बाईस वातावरण होली

1. पेड़ों के नीचे पत्तों का एक _____ बिछा हुआ है ।
2. गणतंत्र दिवस _____ मनाते हैं।
3. फूलों की खुशबू से सारा _____ महक उठता है।
4. _____ रंगों का त्योहार है ।
5. $9+6+7=$ _____ (हिंदी अंको में) होते हैं ।

प्रश्न-3) निम्नलिखित प्रश्नों के उत्तर दीजिए:

(अंक 4)

- (क) दादा जी ने मीनू से किस बारे में सब्र रखने को कहा ?
- (ख) कौन - सा वर्ष लीप वर्ष होता है ?
- (ग) वसंत में पेड़ों पर कैसे पत्ते आ जाते हैं ?
- (घ) हमारे दोनों हाथों में कितनी उँगलियाँ होती हैं ?

प्रश्न-4) निम्नलिखित प्रश्नों के उत्तर दीजिए: (कोई 3)

(अंक 6)

- (क) दादा जी ने मीनू को पौधा लगाने के लिए क्या समझाया ?
- (ख) राष्ट्रीय त्योहार किसे कहते हैं ?
- (ग) वसंत ऋतु के बारे में कहानी में क्या-क्या बताया गया है?
- (घ) धार्मिक त्योहार से आप क्या समझते हैं ?



BURARI PUBLIC SCHOOL

...a venture with **UNIQUE**

कार्यपत्रिका - I (२०२६-२७)

हिन्दी-व्याकरण

हिन्दी बारहखड़ी

नाम : _____

कक्षा _____

अनुक्रमांक _____

दिनांक _____

हिन्दी बारहखड़ी (देखो और लिखो)

- क का कि की कु कू के कै को कौ कं कः

- ख खा खि खी खु खू खे खै खो खौ खं खः

- ग गा गि गी गु गू गे गै गो गौ गं गः

- घ घा घि घी घु घू घे घै घो घौ घं घः

- च चा चि ची चु चू चे चै चो चौ चं चः

• छ छा छि छी छु छू छे छै छो छौ छं छः

• ज जा जि जी जु जू जे जै जो जौ जं जः


• झ झा झि झी झु झू ज्ञे ज्ञै ज्ञो ज्ञौ ज्ञं ज्ञः

• ट ता ति टी तु तू ते तै तो तौ तं तः

• ठ था ठि ठी ठु ठू ठे ठै ठो ठौ ठं ठः

• ड डा डि डी डु डू डे डै डो डौ डं डः

• ढ ढा ढि ढी ढु ढू ढे ढै ढो ढौ ढं ढः



• त ता ति ती तु तू ते तै तो तौ तं तः

• थ था थि थी थु थू थे थै थो थौ थं थः

• द दा दि दी दु दू दे दै दो दौ दं दः

• ध धा धि धी धु धू धे धै धो धौ धं धः

• न ना नि नी नु नू ने नै नो नौ नं नः

• प पा पि पी पु पू पे पै पो पौ पं पः

• फ फा फि फी फु फू फे फ़ै फो फौ फं फः

• ब बा बि बी बु बू बे बै बो बौ बं बः

• भ भा भि भी भु भू भे भै भो भौ भं भः

• म मा मि मी मु मू मे मै मो मौ मं मः

• य या यि यी यु यू ये यै यो यौ यं यः

• र रा रि री रु रू रे रै रो रौ रं रः



• ल ला लि ली लु लू ले लै लो लौ लं लः

• व वा वि वी वु वू वे वै वो वौ वं वः

• श शा शि शी शु शू शे शै शो शौ शं शः

• ष षा षि षी षु षू षे षै षो षौ षं षः

• स सा सि सी सु सू से सै सो सौ सं सः

• ह हा हि ही हु हू हे है हो हौ हं हः

* विशेष निर्देश - कृपया कार्यपत्रिका आकलन कार्यपुस्तिका में लगाए।

+ MATHEMATICS PROJECT +

Instructions:

- Do the given assessment exams in your notebook.
- Complete the given worksheet neatly.

Activity-Based Questions

Activity 1: Roman Numbers

- Make a chart paper or A-4 size sheet on Roman Numerals using match sticks or ice-cream sticks.
- Write Roman numbers clearly and decorate your chart. Example:



Roman numerals	
1 - I	9 - IX
2 - II	10 - X
3 - III	11 - XI
4 - IV	12 - XII
5 - V	13 - XIII
6 - VI	14 - XIV
7 - VII	15 - XV
8 - VIII	16 - XVI
	17 - XVII
	18 - XVIII
	19 - XIX
	20 - XX
	21 - XXI
	22 - XXII
	23 - XXIII
	24 - XXIV
	25 - XXV
	26 - XXVI
	27 - XXVII
	28 - XXVIII
	29 - XXIX
	30 - XXX

Activity 2: Small Market Activity

- Draw a small market scene.
 - Paste pictures of different fruits and vegetables.
 - Write the price of each item.
 - Solve the following questions: -
- a) What is the price of Apples and Mangoes?
- b) What is the price of Bananas?



BURARI PUBLIC SCHOOL

...a venture with **UNIQUE**

MONTHLY ASSESSMENT-2 (2026-27)

CLASS-III

SUBJECT-MATHS

Date ___ / ___ / ___

MM:20

Name: Roll No.....sign.....

GENERAL INSTRUCTIONS:

1. Read the question paper carefully.
2. Attempt all the given questions.

Section-A

Q1. Oral test tables 2 to 5

(2.5 Marks)

Q2. Dictation

(2.5 Marks)

1.
2.
3.
4.
5.

Section -C

Q3. Add.

(4 marks)

A. Th H T O

$$\begin{array}{r} 5 \ 4 \ 3 \ 2 \\ 1 \ 2 \ 3 \ 7 \\ + \ 7 \ 8 \ 6 \\ \hline \end{array}$$

.....
.....

B Arrange in column and add

a) $6467+2678$

b) $8764 + 79 + 987$ _____

Th H T O

$$\begin{array}{r} 3 \ 5 \ 6 \ 8 \\ _+ 7 \ 7 \ 5 \ 3 \\ \hline \end{array}$$

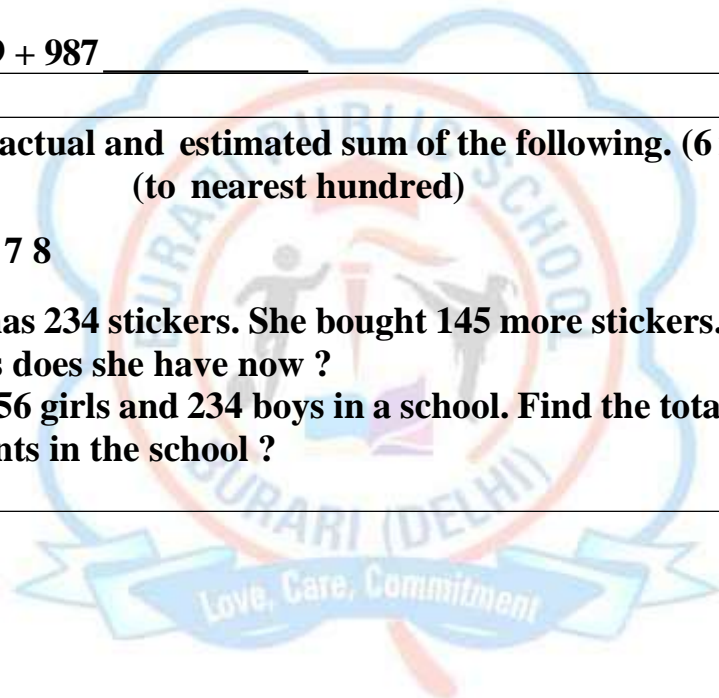
.....
.....

Q4 i). Find the actual and estimated sum of the following. (6 marks)
(to nearest hundred)

a) $3 \ 1 \ 9 + 1 \ 7 \ 8$

iii) Meena has 234 stickers. She bought 145 more stickers. How many stickers does she have now ?

iii) There are 256 girls and 234 boys in a school. Find the total number of students in the school ?





BURARI PUBLIC SCHOOL

...a venture with **UNIQUE**

WORKSHEET -1

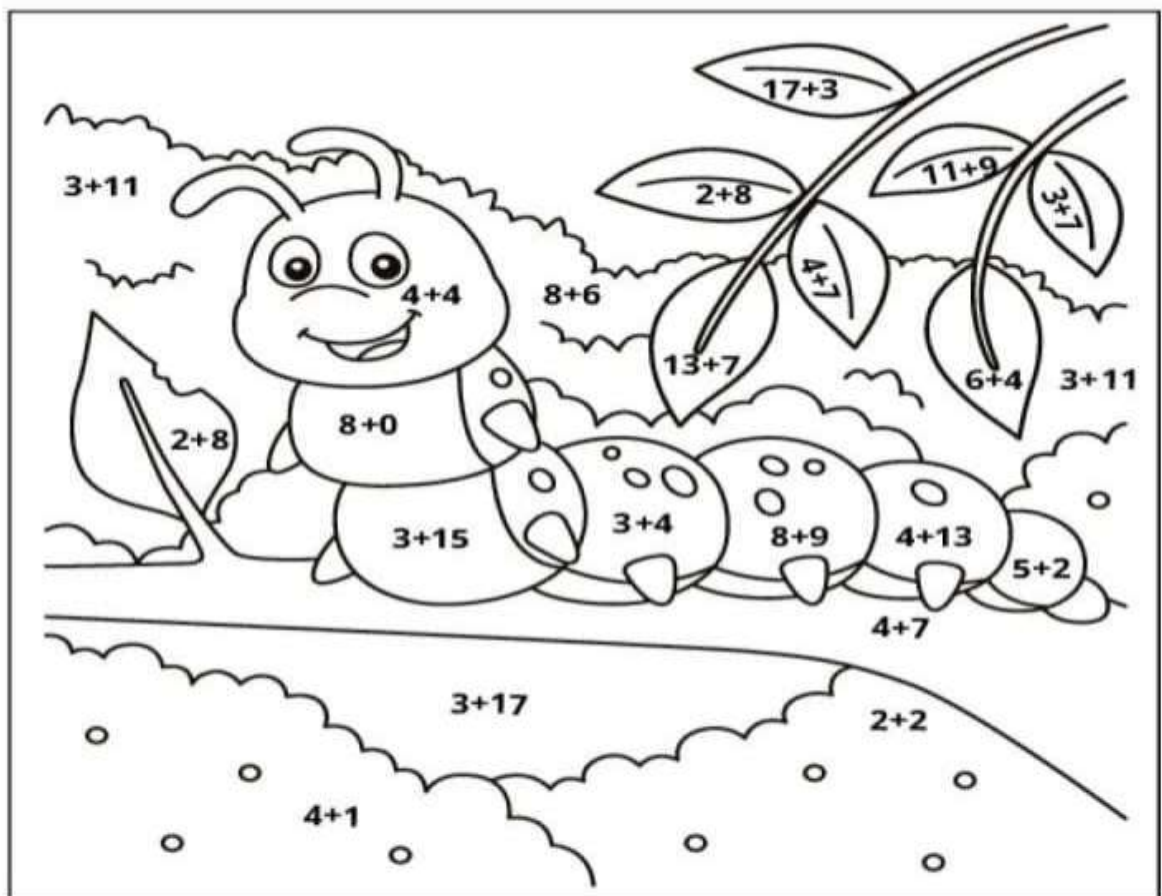
CLASS-III

SUBJECT-MATHS

Date ___ / ___ / ___

Name: Roll no..... T. sign

Q1. Complete the given worksheet. Solve each addition problem and use the chart at the bottom to colour the picture.



- 1,11 brown 2,12 red 3,13 purple 4,14 green 5,15 black
6,16 pink 7,17 blue 8,18 yellow 9,19 orange 10,20 dk green

Paste the worksheet in your notebook

✨ EVS ✨

- Do the given assessment exams and paste them in the Assessment Notebook.
- Complete the given worksheet and paste it in the EVS notebook.

🌸 ASSESSMENT & WORKSHEET 🌸

Capture your summer vacation memories by clicking pictures or making videos 📷🎥. Show how you spent your holidays and the new things you learned. Share your videos with your class teacher and paste your pictures neatly in your EVS notebook.

Instructions:

- Paste the pictures neatly and decorate your page beautifully.
- Write 2-3 lines about it.



BURARI PUBLIC SCHOOL

...a venture with **UNIQUE**

MONTHLY ASSESSMENT II (2026-27)

CLASS: III

SUBJECT- EVS

Date / /

M.M.: 20

Name: Roll No..... T. sign.....

GENERAL INSTRUCTIONS:-

1. Read the question paper carefully.
2. Attempt all the given questions.
3. Handwriting must be neat and clean.

(SECTION-A) READING & DICTATION

Ques-1) Read the given paragraph carefully and make a video. (2.5 Marks)

Festivals are special occasions when people wear beautiful, traditional and new clothes. Everyone enjoys festivals with their family and friends and have lots of fun. Festivals are celebrated at different times of the year. They bring a sense of togetherness and spread happiness.

Ques-2) Dictation (2.5 Marks)

- i. -----
- ii. -----
- iii. -----
- iv. -----
- v. -----

(SECTION-B) OBJECTIVE & SUBJECTIVE

Ques -1) Tick (✓) the correct option.

(2.5 Marks)

1. A fair is usually a place where we can:

- a) Sleep only
- b) Study only
- c) Play games and enjoy
- d) Study only

2. Festivals are celebrated with:

- a) Family and friends
- b) Only friends
- c) Only animals
- d) Only teachers

3. Which festival is celebrated with colours?

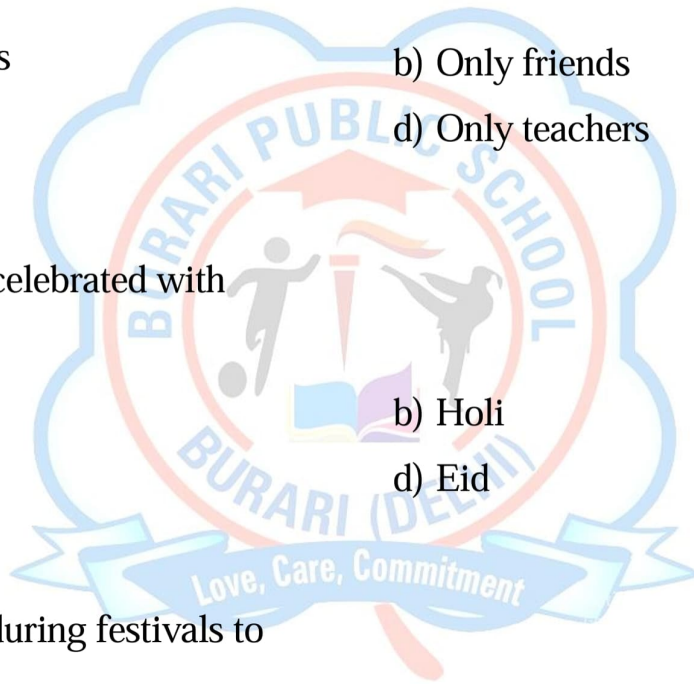
- a) Diwali
- b) Holi
- c) Pongal
- d) Eid

4. We share sweets during festivals to show:

- a) Fear
- b) Silence
- c) Anger
- d) Love and joy

5. Which festival is called the festival of lights?

- a) Dussehra
- b) Bihu
- c) Vishu
- d) Ugadi



Ques-2) Fill in the blanks.

(2.5 Marks)

Kerala, ugadi, King Mahabali, Bihar, Bihu

1. _____ is the harvest festival of Assam.
2. Onam festival marks the homecoming of _____.
3. Vishu is a festival celebrated by the people of _____.
4. Chhath Puja is celebrated in the state of _____.
5. A special dish, holige, is prepared during the _____ festivals.

Ques-3 Short Answer Questions.

(4 Marks)

Q-1) Name any two festivals.

Q-2) What do children enjoy in fairs?

Q-3) What do people exchange during festivals?

Q-4) What do people buy from the fairs?

Ques-4) Long Answer Questions. (Any 3)

(6 Marks)

Q-1) Write a short note on Makar Sankranti.

Q-2) Why do we celebrate festivals with our family, friends and neighbours?

Q-3) What do we do on festivals?

Q-4) What is a Fair?



BURARI PUBLIC SCHOOL

...a venture with **UNIQUE**

WORKSHEET – I

CLASS: III

SUBJECT- EVS

Date / /

Name: Roll No..... T. sign.....

SUMMER EMOJI QUIZ

Instructions - Guess the Summer word or phrase by their Emojis whoever gets the most correct answers wins!

- _____
- _____
- _____
- _____
- _____
- _____
- _____
- _____
- _____
- _____
- _____
- _____
- _____
- _____

PLEASE PASTE IT IN THE HOLIDAY HOMEWORK NOTEBOOK.



BURARI PUBLIC SCHOOL

...a venture with **UNIQUE**

WORKSHEET – I

CLASS: III

SUBJECT- EVS

Date ___/___/___

Name: Roll No..... T. sign.....



PLEASE PASTE IT IN THE HOLIDAY HOMEWORK NOTEBOOK.

✨ COMPUTER ✨

- Do the given Class test and paste them in the Assessment Notebook.
- Complete the given worksheet and paste it in the Assessment Notebook.

ACTIVITY BASED WORK

- Collect pictures of computer-related devices (keyboard, laptop, tablet, printer) from newspapers/magazines and paste them in your Scrap Book.
- Turn ON and OFF a computer safely.

INSTRUCTIONS: -

- Take an old newspaper or magazine.
- Look for pictures of computer-related devices such as: Keyboard, Laptop, Tablet, Printer
- Carefully cut the pictures with the help of an elder and take your scrapbook.
- Paste the pictures neatly using glue.
- Write the name of each device below the picture.
- Keep your work clean and colourful.



BURARI PUBLIC SCHOOL

...a venture with **UNIQUE**

CLASS TEST – 1 (2026-27)

CLASS: III

SUBJECT- COMPUTER

Date / /

M.M.: 20

Name: Roll No..... T. sign.....

GENERAL INSTRUCTIONS:

1. Read the question paper carefully.
2. Attempt all the given questions.
3. Handwriting must be neat and clean.

Ques-1) Write the meaning of the following words:

(5 Marks)

- i. Command _____
- ii. Presentation _____
- iii. Versatile _____
- iv. Categorized _____
- v. Projector _____

Ques-2) Write 'T' for true and 'F' for false statements.

(2 Marks)

- a) A CPU is made up of three parts. _____
- b) A computer can run without an operating system. _____
- c) A scanner is an input device. _____
- d) Spreadsheets and word processors are examples of application software. _____

Ques -3) Tick (✓) the correct option.

(5 Marks)

1. Which one is not an output device?

- | | |
|-------------|-------------|
| a) CPU | b) Monitor |
| c) Speakers | d) Keyboard |

2. We can categorize hardware in _____ ways.

- a) 2
- b) 3
- c) 4
- d) 5

3. _____ is known as the brain of the computer.

- a) CPU
- b) Keyboard
- c) Monitor
- d) Mouse

4. It helps to move or select icons on the computer.

- a) CPU
- b) Keyboard
- c) Mouse
- d) Printer

Ques-4) Fill in the blanks.

(5 Marks)

scanner, Printer, hardware, internal, instructions

1. Hard disk, memory chip, microprocessor, etc. are some of the _____ computer parts.
2. It converts a document into its digital copy. _____
3. _____ refers to those parts of the computer that we can see, touch and work upon.
4. Input device is used to give _____ to the computer.
5. A _____ helps us to print on a paper.

Ques-5 Short Answer Questions.

(3 Marks)

- Q-1) What are internal storage devices?
- Q-2) What is the difference between a CD and a DVD?
- Q-3) How is hardware different from a software?



BURARI PUBLIC SCHOOL

...a venture with **UNIQUE**

WORKSHEET – II

CLASS: III

SUBJECT- COMPUTER

Date / /

Name: Roll No..... T. sign.....

Hardware or Software?



Hardware

Software



Hardware

Software



Hardware

Software



Hardware

Software



Hardware

Software



Hardware

Software



Hardware

Software



Hardware

Software



Hardware

Software



Hardware

Software



Hardware

Software



Hardware

Software

PLEASE PASTE IT IN THE COMPUTER NOTEBOOK.

✨ GENERAL KNOWLEDGE ✨

- Complete the given worksheet and paste it in the Assessment Notebook.
- Do the given Class test and paste them in the Assessment Notebook

ACTIVITY BASED WORK

👉 My State, My Pride Write the name of your state.
Include:

- Capital city
- Famous food
- One famous place
- Decorate with drawings or pictures.
- Do it in A4 size colourful sheets.

👉 My India Scrapbook Make a small scrapbook (5–6 pages).

Add:

- Our National Flag
- National Animal,
- Bird,
- Flower
- Famous monuments (like Taj Mahal)
- Paste pictures and write 2–3 lines about each.



BURARI PUBLIC SCHOOL

...a venture with **UNIQUE**

CLASS – TEST (2026-27)

CLASS: III

SUBJECT- GK

Date ___ / ___ / ___

M.M.: 20

Name: Roll No..... T. sign.....

GENERAL INSTRUCTIONS:-

1. Read the question paper carefully.
2. Attempt all the given questions.
3. Handwriting must be neat and clean.

Q1. Choose the Correct Answer.

(5 Marks)

1. **Our national flag is called:**
 - a) Red Flag
 - b) Tricolour
 - c) Blue Flag
2. **The Ashoka Chakra is in _____ of the flag:**
 - a) Top
 - b) Middle
 - c) Bottom
3. **The national game of India is:**
 - a) Cricket
 - b) Hockey
 - c) Football
4. **The national emblem has:**
 - a) Two lions
 - b) Three lions
 - c) Four lions
5. **Taj Mahal is in:**
 - a) Delhi
 - b) Agra
 - c) Jaipur

Q2. Fill in the Blanks.

(5 Marks)

1. India's capital is _____.
2. The wheel in the flag is called _____.

3. Badminton is played with a _____.
4. The emblem is taken from Ashoka's _____.
5. India is famous for its _____ and culture.

Q3. Match the Following.

(5 Marks)

Column A

1. Cricket
2. Football
3. Badminton
4. Hockey
5. Flag

Column B

- (a) Racket
- (b) Bat
- (c) Goal
- (d) Stick
- (e) Tricolour

Q4. True or False.

(2.5 Marks)

1. The Indian flag has four colours. ()
2. The National emblem has lions. ()
3. Cricket is played with a bat. ()
4. Taj Mahal is in Mumbai. ()
5. India has many festivals. ()

Q5. Draw the National Flag and colour it.

(2.5 Marks)





BURARI PUBLIC SCHOOL
...a venture with **UNIQUE**

WORKSHEET 1

CLASS: III

SUBJECT- GK

Date ___ / ___ / ___

Name: Roll No..... T. sign.....

Ques-1) Fill in the Blanks

1. The capital of India is _____.
2. The national animal of India is _____.
3. There are _____ continents in the world.
4. The largest ocean is the _____.

Ques-2) Multiple Choice Questions

1. Which planet is known as the Red Planet?
 - a) Earth
 - b) Mars
 - c) Jupiter
2. Who is known as the Father of the Nation (India)?
 - a) Jawaharlal Nehru
 - b) Mahatma Gandhi
 - c) Subhash Chandra Bose
3. Which is the largest animal?
 - a) Elephant
 - b) Blue Whale
 - c) Giraffe

Ques-3) Answer the Following Questions

1. Name any two festivals of India.
Ans; _____
2. What is the national bird of India?
Ans; _____

Ques-4) True or False

1. The Sun rises in the west. (True / False)

2. Water is essential for life. (True / False)

Ques-5) Fun Activity Section

A. Draw and colour the National Flag

Colour the Indian National Flag correctly.

(Top: Saffron, Middle: White with blue wheel, Bottom: Green)

B. Match the Following

Tiger

Fish

Bird

Sky

Forest

Water

C. Draw and Name

Draw your favourite planet and write its name.

Planet Name: _____

MORAL MINDS

- Do the given Class test and paste them in the Assessment Notebook.
- Complete the given worksheet and paste it in the Assessment Notebook.

ACTIVITY BASED WORK

1. Poster Making – “Good Habits”

How to do:

Make a colourful poster showing:

Saying “Thank you”

Respecting elders

Keeping surroundings clean

Moral Value: Good manners

2. Gratitude Card Activity

How to do:

Make a thank-you card for parents/teachers.

Write 3 lines of gratitude.

Moral Value: Respect & thankfulness.



BURARI PUBLIC SCHOOL
...a venture with **UNIQUE**

CLASS TEST – 1(2026-27)

CLASS: III

SUBJECT- MORAL MINDS

Date ___ / ___ / ___

Time: 1 hour 30 mins

M.M.: 20

Name: Roll No..... T. sign.....

GENERAL INSTRUCTIONS:-

1. Read the question paper carefully.
2. Attempt all the given questions.
3. Handwriting must be neat and clean.

Q1. Write down three life skills that you have learn from being sensitive. (3 Marks)

Q2. Draw a picture of sharing is caring (2 Marks)

Q3. Fill in the blanks:- (2.5 Marks)

(mistake, arrogant, God, sensitive, care)

1. Manaal was a _____ boy.
2. Aryan was an _____ boy.
3. _____ is watching over us.
4. Aryan realized his _____.
5. Manaal takes _____ of his grandmother.

Q4. Write the meaning of these words. (2.5Marks)

1. SENSITIVE
2. PROUD
3. RESPONSIBLE
4. CARE
5. ARROGANT

Q5. Answer the following questions.

(4 Marks)

Q1. Where did Manaal take Aryan?

Q2. How did Aryan behave?

Q3. What did Manaal tell Aryan?

Q4 . What does God not like in a person?

Q6. Which activities show that we are sensitive? Write any four.

(4 Marks)

(SECTION-B) OBJECTIVE

Ques -3) Tick (✓) the correct option: -

(2.5 Marks)

1 Manaal was a _____ boy.

- a) Arrogant**
- b) Sensitive**

2 Aryan was a _____ boy.

- a) Kind**
- b) Arrogant**

3. Manaal took Aryan to:

- a) Park**
- b) Grand Mother's house**

4. God does not like people who are:

- a) Kind**
- b) Proud and arrogant**

5. Aryan realized his:

- a) Game**
- b) mistake**



BURARI PUBLIC SCHOOL
...a venture with **UNIQUE**

WORKSHEET 1

CLASS: III

SUBJECT- MORAL MIND_S

Date / /

Name: Roll No..... T. sign.....



Respect and care for things

People I care for

The following pictures of people to whom you may show your care.
Write how can you help them.



KINDLY PASTE IT IN MORAL MINDS NOTEBOOK.

DRAWING

Topic: Incredible India

Do any ONE theme (represent whole India):

- Indian Food
- Indian Traditional Dress
- Indian Dance Forms
- Indian Festivals
- Indian State Art & Culture

What to do:

- Show different states of India through your chosen theme
- Draw or paste pictures neatly on A4/chart
- Write a clear heading on top
- Add 4–6 labels with state names

You can include:

- Food: Dosa (Tamil Nadu), Dhokla (Gujarat), Chole Bhature (Punjab)
- Dress: Saree, Dhoti, Lehenga, etc. (different states)
- Dance: Kathak, Bharatanatyam, Bhangra
- Festivals: Diwali, Pongal, Baisakhi, Eid
- State Art: Madhubani (Bihar), Warli (Maharashtra), Kalamkari (Andhra Pradesh)

Instructions:

- Neat and colourful work
- Do not make bulky items
- Be creative



BURARI PUBLIC SCHOOL

...a venture with **UNIQUE**

CLASS TEST-I (2026-27)

CLASS: III

SUBJECT- DRAWING

Date / /

Name: Roll No..... T. sign.....

Instruction :

- Draw neatly and colour your picture neatly.

Q 1. Draw Mandala Art.