



# BURARI PUBLIC SCHOOL

...a venture with **UNIQUE**

**HOLIDAY HOMEWORK (2025-26)**

**CLASS - KG**



NAME - \_\_\_\_\_

ROLLNO. - \_\_\_\_\_

**Dear Parents**

**Summer vacation is a welcome break....Break from fixed schedules, rules and regulations of the school. Freedom brings more responsibility, so keeping this in mind; we have planned most of the activities to keep our children engaged and also help them in channelizing their energies. Kindly help and guide your child in completing his work and also exploring his creative self. Submit the given homework in a folder with clearly mentioned name, class and section. Kindly take the coloured print outs of the worksheets. It would be wonderful if the children themselves decorate the folders with their tiny hands.**

**Happy Holidays! Have fun with your little one!**

### **HOW INDEPENDENT CAN I BECOME?**

**Make your child more independent by teaching him or her various activities like**

- **Buttoning and unbuttoning the shirt.**
- **Laying the table.**
- **Folding mats and clothes.**
- **Arranging their toy shelf.**
- **Learning to wear shoes and socks.**
- **Learning how to zip their school bag**
- **and their uniform.(shorts)**
- **Sorting and pairing household items.**

### **GENERAL INSTRUCTIONS:-**

- **All the work should be hand-written.**
- **Original drawings/ illustrations and creative use of material will be appreciated.**
- **Print out the worksheets and put it in an attractive folder with your name and class clearly written at the top.**







# Summer Fun with Looney Tunes

IT'S TIME TO HAVE SOME FUN,  
SUMMER HOLIDAYS HAVE JUST  
BEGUN,

YOU CAN DANCE, YOU CAN SING,  
CLIMB A TREE OR FLY HIGH ON A  
SWING!

PUT TOGETHER A JIGSAW, BAKE A  
CAKE, GO TO CAMP OR SWIM IN A  
LAKE, EXCITING PLACES YOU CAN  
TRAVE TO, ROME, SPAIN OR  
TIMBUKTU!

HELP YOUR MOM 'N' DAD AS YOU  
ALWAYS SHOULD, CARE FOR YOUR  
GRANDPARENTS AS A BPIAN  
WOULD; WORK, ENJOY, HAVE FUN  
WITH YOUR HEAD HELD HIGH!



YOU ARE A BPIAN-REACH OUT FOR THE SKY.



## **JUNE FUN ACTIVITIES**

- 1. Go out with your family and learn some traffic rules or signs.**
- 2. Count 1 to 100.**
- 3. Practice tying your shoe laces.**
- 4. Help your mom in cleaning things.**
- 5. Become the host of the house.**
- 6. Make a call to your cousin.**
- 7. Go to the garden with your friend and explore the names of the ride**
- 8. Make a card for your father.**
- 9. Help your Parents in gardening.**
- 10. See what floats or sinks in the bath tub.**
- 11. Try to shampoo your hair independently.**
- 12. Help your mother in filling water bottles.**
- 13. Revise reverse counting 10-0 on stairs.**
- 14. Visit any worship place.**
- 15. Help your mother in serving.**
- 16. Make a clock from a paper plate.**
- 17. Find the youngest and eldest member in your family.**
- 18. Count the number of family members.**



# LEARN PHONETIC SOUNDS

## PHONETICS

A says ऐ as in apple, axe, arrow  
B says ब as in ball, bag, balloon  
C says क as in cat, candle, car  
D says ड as in dog, drum, doctor  
E says ए as in elephant, elbow, engine  
F says फ as in frog, fish, fan  
G says ग as in grapes, gate, god  
H says ह as in horse, house, hot  
I says आइ as in ice-cream, iron, island  
J says ज as in joker, jar, jelly  
K says क as in kite, kettle, kangaroo  
L says ल as in lion, leaf, lock  
M says म as in mango, mat, mother



N says न as in nest, nut, nose  
O says औ as in orange, ostrich, ox  
P says प as in parrot, peas, pocket  
Q says क्व as in quarter, quill, quilt  
R says र as in rocket, rat, red  
S says स as in sun, socks, swing  
T says ट as in tiger, time, toffee  
U says अ as in umbrella, under, urn  
V says व as in van, vulture, violin  
W says व्ह as in wall, watch, window  
X says क्स as in x-ray, x-mass tree  
Y says य as in yo-yo, yolk, yellow  
Z says ज़ as in zip, zigzag, zero




## BOOK:- CURSIVE CAPITAL AND SMALL LETTER

Write Small Cursive Letter “a to z” on given page number.

ALPHABET.	PAGE NO.
a	3
b	6
c	9
d	12
e	16
f	19
g	22
h	25
i	29
j	32
k	35
l	38
m	42
n	45
o	48
p	51
q	55
r	58
s	61
t	64
u	67
v	71
w	74
x	77
y	80
z	83







भाषा सुलेख..

क से ढ तक।

Page no 5 to 13.

नोट:- कार्य भाषा सुलेख पुस्तिका मे करे।



# CRAFT BOOK

## DO THE FOLLOWING PAGES:-

1. Page No.11 (Mosaic-1)
2. Page No.13 (Mosaic-2)
3. Page No.15 (Mosaic-3)

### CRAFT ACTIVITY

#### 1. HAND PRINT TREE

Materials Required:- Painting Colours, Paper

Instructions:- Use brown paint for the trunk and handprints in green or colourful paints as leaves.

#### 2. FRUIT BASKET COLLAGE

Materials Required- Old Magazines/Newspaper, Scissor and Glue.

Instructions:- Cut out fruit pictures and glue them into a basket shape drawn or printed on paper.



दिन \_\_\_\_\_ दिनांक \_\_\_\_\_

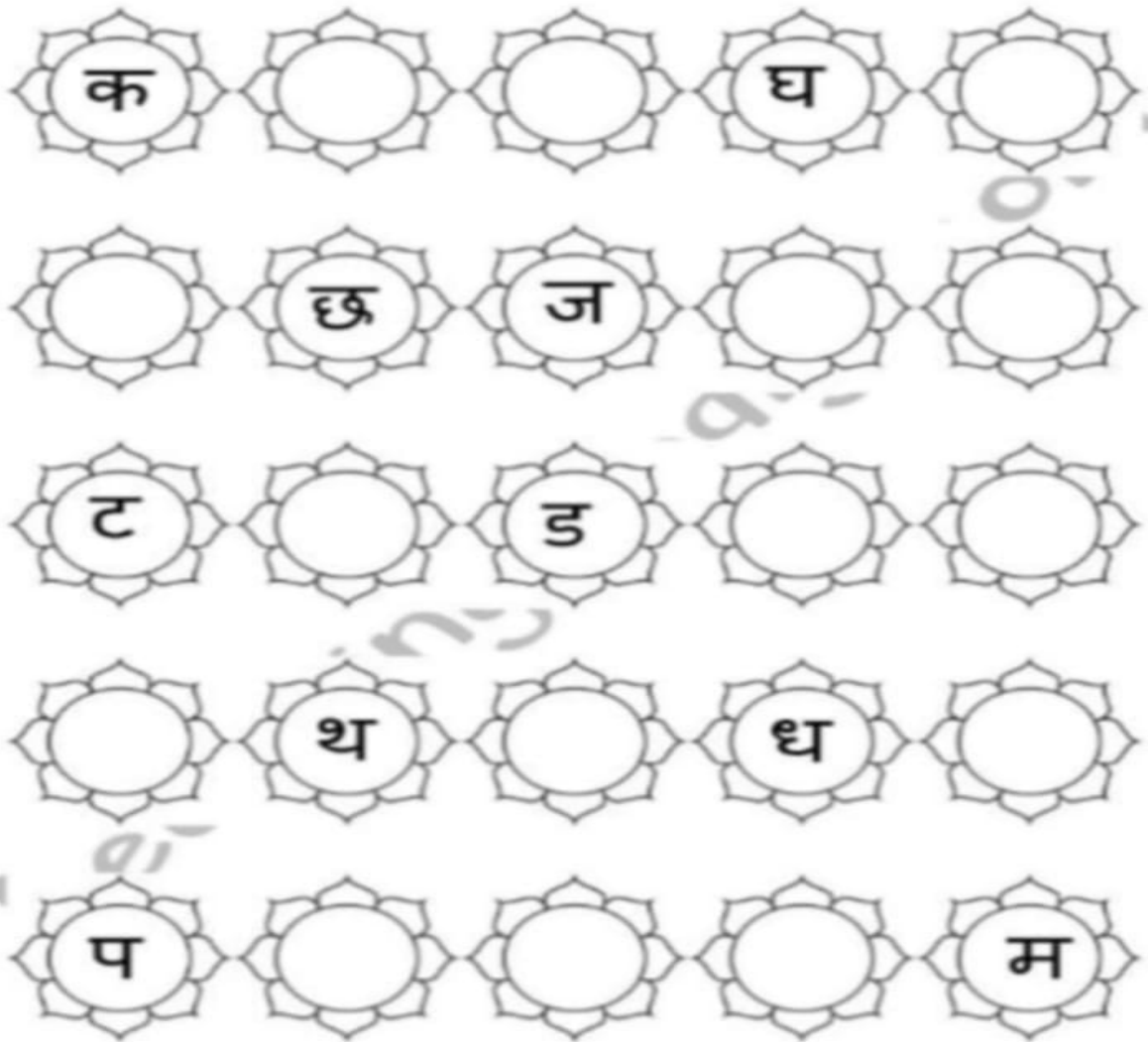
मिलान करो और चित्र में रंग भरो





दिन\_\_\_\_\_ दिनाक\_\_\_\_\_

रिक्त स्थान भरो - Fill in the blanks



दिन\_\_\_\_\_ दिनाक\_\_\_\_\_

सही अक्षर पर गोला लगाओ

	इ	अ	ई
	अ	आ	उ
	ऊ	उ	अं
	इ	ओ	ई
	उ	अ	ऊ
	ऊ	अ	आ


सही अक्षर पर गोला लगाओ (अ - अः)

	औ	ऋ	ओ
	ओ	अं	औ
	ए	अ	ऐ
<b>अः</b>	अं	अः	अ
	औ	ऐ	ओ
	ऐ	ओ	ए
	अः	अ	अं




दिन\_\_\_\_\_दिनाक\_\_\_\_\_

नीचे दिये गए वर्णों को कर्मअनुसार जोड़के चित्र बनाओ और रंग भरो।



Date\_\_\_\_\_ Day\_\_\_\_\_

Fill the missing number & colour it.







DAY.....

DATE.....

## My favourite t-shirt

Decorate the t-shirt in your favourite colour with ladyfinger prints.



DAY.....

DATE.....

Count & Write



DAY..... DATE.....

DAY..... DATE.....

# Activity Time

Join the dots and colour:-

24

23

22

21

20

19

18

17

16

15

14

13

12

11

10

9

8

7

6

5

4

3

2

1

# Activity Time

Join the dots and colour:-

24

23

22

21

20

19

18

17

16

15

14

13

12

11

10

9

8

7

6


5

4

3

2

1






DAY.....

DATE.....

## **JOIN DOTS AND FILL COLOUR**



DAY.....

DATE.....

## JOIN DOTS AND FILL COLOUR



Have a great



VaCaTion!

