



BURARI PUBLIC SCHOOL
a venture with **UNIQUE**



(2025 – 2026)

NAME:

CLASS:

BURARI PUBLIC SCHOOL

a venture with UNIQUE

SUMMER HOLIDAY HOMEWORK 2025-2026

Class IV

Dear children,

- **You matter us most and we All Miss You!**
- **Stay safe**
- **Be kind to your family.**
- **Get creative**

Summer vacations are at our doorsteps. Holidays are a well deserved opportunity to relax and rewind by indulging in activities that are pleasurable at the same educative. You are going to enjoy your holidays. It's a sincere request to all to complete holiday projects and home assignment on time. Engage yourself whole heartedly as you will learn a lot through it. Practice your hobbies or inculcate new hobbies. Do a lot of reading can be newspapers, magazines, books or novels. Watch English news daily in order to equip yourself with the information and facts to be used as content in the writing skills.

Summer Holiday Homework is an initiative on our part, to inculcate innovativeness. Creativity and interest in the tasks assigned to our students. It will not only enable them to recapitulate what was taught but will also help them to connect themselves to the various learning processes. Kindly ensure that your child complete the assignment neatly.

General Instructions

- **Holiday homework must be completed neatly and creatively.**
 - **Marks for holiday homework will be counted as PT 1 marks.**
 - **Each subject will carry 20 marks for holiday homework.**
 - **Submit the homework on the first day after the holidays.**
 - **Maintain good handwriting and presentation throughout.**
- **Present your project and put it in an attractive folder with your name and class clearly written at the top.**

English

1. Comic Strip: "The Tortoise and the Hare"

Instructions:

1. **Story Breakdown:** Read the fable "**The Tortoise and the Hare**" carefully. Think about the main events: the race, the hare's nap, the tortoise's steady progress, the hare's surprise, and the tortoise's victory.
2. **Panel Planning:** Divide your paper into 6-8 panels (boxes) for your comic strip. Each panel will show a different part of the story.
3. **Draw and Label:** In each panel, draw the characters and the setting. Use simple but clear drawings. Add speech bubbles with what the characters say.
4. **Sound Effects:** Add sound effects to make your comic strip more exciting! For example: "Whoosh" for the hare running, "Thump" for the tortoise's steps, "Ha! Ha!" for the hare's laughter.
5. **Color and Details:** Use colors to make your comic strip visually appealing. Add details like grass, trees, or the finish line.

2. Book Cover: "Charlie and the Chocolate Factory"

Instructions:

1. **Visual Inspiration:** Look at the original book cover of "Charlie and the Chocolate Factory." What colors and images are used? What makes it interesting?
2. **Your Own Design:** Use a piece of paper or a computer program to create your own book cover.
3. **Eye-Catching Elements:** Think about how to make your cover stand out:

Color: Use bright colors that reflect the book's themes.

Characters: Include an image of Charlie or Willy Wonka, or maybe even a chocolate bar!

Font: Choose a font that is easy to read but also eye-catching.

4. **Back Cover Summary:** Write a short paragraph on the back of your cover. Include the main characters, the setting, and the main conflict of the story.

3. Play: "The Three Little Pigs"

Instructions:

1. **Character List:** Write down the characters in the story: the three pigs, the wolf, and maybe even some additional characters like a farmer or a friendly bird.
 2. **Dialogue:** Think about what each character would say during the story. Write down their conversations. For example:
Pig 1: "I'm going to build my house out of straw!"
Wolf: "Little pig, little pig, let me in!"
Pig 2: "Not by the hair on my chinny chin chin!"
 3. **Stage Directions:** These tell the actors what to do. For example:
"(Pig 1 enters stage right, carrying a bundle of straw.)"
"(Wolf knocks on the door with a loud thump.)"
"(Pig 3 jumps out of bed, scared.)"
- Do learn Periodic Test syllabus

हिंदी

कक्षा-चौथी का ग्रीष्मकालीन गृहकार्य

- प्रश्न-1** हिंदी समाचार पत्र प्रतिदिन पढ़ने की आदत विकसित कीजिए तथा प्रतिदिन पाँच कठिन शब्द लिखें और समाचार पत्र में से कठिन शब्द काट कर A-4 साइज शीट पर चिपकाओ!
- प्रश्न -2** आपने गर्मी की छुट्टियाँ अपनी नानी या दादी के घर जहाँ भी बिताई हो वहाँ की कुछ अच्छी यादें आपने वाक्यों में लिखिए(A-4 साइज शीट)
- प्रश्न -3** अकबर और बीरबल की कहानियाँ पढ़ें और कोई एक कहानी लिखें (A-4 साइज शीट)
- प्रश्न -4** 'ऑनलाइन शिक्षा' विषय पर एक अनुच्छेद लिखें A-4 साइज शीट पर लिखिए!
- प्रश्न -5** अपनी सुलेखन की पुस्तक में रोजाना एक पेज सुलेख लिखिए!
- प्रश्न -6** कोई भी एक हिंदी कविता याद करें और वीडियो बना कर भेजो!
- प्रश्न -7** संज्ञा की परिभाषा लिखें तथा संज्ञा के भेदों को चित्र के माध्यम से दर्शाए!(A-4 साइज शीट) **प्रश्न -8** अबतक कराए गए कार्य को दोहराए तथा याद करें!
- नोट 1:** अपना गृहकार्य एकत्रित करके फ़ोल्डर में लाए!
- नोट 2 :** आवधिक परिक्षण का पाठ्यक्रम याद करें और अपना गृहकार्य एकत्रित करके फ़ोल्डर में लाए!

MATHS

1. Make a 3D model of PIE CHART (use cardboard, colorful paper, glitter sheets etc.)
 2. Make a DIY ABACUS tool (using Thermocol, beads, stick etc.)
 3. Make a flow chart on properties of multiplication and division on (A3 size sheet)
 4. Do the Practice Worksheet given below.
- Do practice Periodic Test syllabus in HW notebook

INSTRUCTION

1. Use colourful sheets to make it attractive
2. Use colourful pens, sketch pens etc.

NOTE- Above all these learn Maths from daily life activities.

Example: suppose, you went to a supermarket with your parents and bought the necessary items like - food items, stationery items, sweets etc. You will get a bill from the shopkeeper where you will find the total amount you have spent on the items.

A very basic mathematics calculation is applied here which is Addition. Like this you will learn calculations a lot from daily life activities. Find such activities and later we will discuss it in class.

SCIENCE

Fun Activities

Activity 1.

1. Leaf Printing:

Collect leaves of different shapes.

Dip them in paint and make prints in your notebook.

Write the names of the plants from which you collected the leaves.

Activity 2 (Do it in CW notebook)

(Nature Walk & Observation)

Observe a tree in your locality.

Draw its picture and write 3 sentences about it.

Activity 3 (Do it in CW notebook)

(My Healthy Plate):

Draw a plate and divide it into four sections (vegetables, fruits, grains, proteins).

Write the names of food items you eat from each group.

- Read, learn and write difficult words of the chapters we have in class in HW notebook.
- **Do learn Periodic Test syllabus**

INSTRUCTIONS

1. Make it attractive.
2. Use colorful pens and sheets.

3. Paste pictures.

SOCIAL SCIENCE

Activity-1 On a chart paper make a list of all the States and union territories of India with their capitals and paste it in your classroom. Also mention-

The biggest state of India

The smallest state of India

The most populated state of India

The least populated state of India

Activity-2 Make a model of mountain ranges using sticks of different sizes, cardboard, cotton, glue, etc. Place the sticks of different heights vertically on Tyre cardboard. Cover them using cotton and gun. Use colours to add some shades.

Activity -3 Organise a Geo Quiz Activity at your home with friends /family members/relatives. Exploring the India and it's Neighbouring Countries. From two team of 4-5 members each. Both of the team will prepare a questionnaire on the given topic. One by one, they will ask those questions from the opponent team. The opponent team is supposed to write their answers within given time. For each correct answer, the team earns a point. After all the questions have been asked, tally the scores to determine the winning team.

Activity- 4 On an outline map of the world, mark and label India. Also, mark and label it's neighbouring countries.

- Learn and write difficult words of Ch- 1 and 2 in HW notebook
- Write 5 new words daily from the newspaper and paste picture also in Hw notebook
- **Do learn Periodic Test syllabus**

G.K

Activity Orientated (use scrapbook)

- Find the name of the longest mountain range in the world on land . Write a few lines and paste related pictures in the Scrapbook.
- List the famous works of Isaac Newton.

Research Based (Use A3 size sheet or chart paper)

- Do you think it is important for women and men to get equal rights? Give reason in support of your answer.

- Atal Bihari Vajpayee was the first parliamentarian to deliver a speech in Hindi to the United Nations general assembly. What kind of an impact do you think world did it create at a global level?
- Make a list of natural disasters that have affected India in the last five years.

➤ **Do learn Periodic Test syllabus**

Computer

Activity: "Data Storage Show and Tell"

Objective: To understand the different types of storage devices.

Instructions:

Research and draw the following data storage devices :

Hard Drive

USB Flash Drive

Cloud Storage

CD/DVD

Write a short description (3-4 lines) of each storage device explaining how it works and where it is used on A4 sheets.

Create a simple PowerPoint presentation showing these devices and their uses and take the printouts.

Fun Research-Based Task:

"My Dream Computer"

Objective: To encourage creativity while researching hardware components.

Instructions:

Imagine you are designing your own dream computer. Research and create a list of the following:

What type of processor (CPU) would your computer have?

How much RAM would it have?

What type of storage device (SSD or HDD) would it use?

How big should the screen be?

What kind of operating system would it run on?

You can create a drawing of your dream computer on A3 sheet.

➤ **Do learn Periodic Test syllabus**

Moral Mind

1. Make a wall hanging on moral values that you have learnt in school or at your home.

➤ Here are some links which may help you in making a wall hanging.

<https://youtu.be/fryENosPxaQ?si=nJ5Hj597Xe0jV04a>

<https://youtu.be/KOfzLEsfOhI?si=e5lznrsqILCFdHtq>

Use creative abbreviations like

Patience, selflessness, compassion etc.

2. Watch any one short video on moral values and write 5 points you have learnt from it on A3 size sheet.

Activity based:

Help your parents doing household chores like: helping in kitchen, cleaning, managing files or office work etc. help your grandparents in gardening or go for a morning walk with them etc. click some beautiful pictures doing these activities and make a collage with them take printout and make an attractive DIY cardboard Photo frame.

➤ Here are some links which may help you in making a DIY photo frame.

<https://youtu.be/xnSpNPe8Jbk?si=KAyn-88PVfsCXZQ8>

<https://youtu.be/Sc8bS6W29Tk?si=-SchqY0T4lTEsUBl>

➤ **Do learn Periodic Test syllabus**

INSTRUCTIONS

1. Make it attractive.
2. Use colourful pens and sheets.
3. Paste pictures.

NOTE - Above all learn Moral values from your daily activities.

Drawing

- Do Silhouette Painting given on page-22.
- Do thread Painting given on page-26.
- Draw Parrot or Elephant using leaves given on page-30.
- Draw a place you visited in your holidays in Drawing file.

CRAFT ACTIVITY

- Make a small basket with waste materials and decorate it.

PRACTICE WORKSHEET

Name: _____

Date: _____



5 Digit Addition



$$\begin{array}{r} 11654 \\ + 83288 \\ \hline \end{array}$$

$$\begin{array}{r} 63136 \\ + 39346 \\ \hline \end{array}$$

$$\begin{array}{r} 78392 \\ + 37762 \\ \hline \end{array}$$

$$\begin{array}{r} 76428 \\ + 50182 \\ \hline \end{array}$$

$$\begin{array}{r} 24293 \\ + 83022 \\ \hline \end{array}$$

$$\begin{array}{r} 13435 \\ + 23796 \\ \hline \end{array}$$

$$\begin{array}{r} 74755 \\ + 78517 \\ \hline \end{array}$$

$$\begin{array}{r} 24822 \\ + 81493 \\ \hline \end{array}$$

$$\begin{array}{r} 54269 \\ + 81171 \\ \hline \end{array}$$

$$\begin{array}{r} 99540 \\ + 47322 \\ \hline \end{array}$$

$$\begin{array}{r} 22863 \\ + 56068 \\ \hline \end{array}$$

$$\begin{array}{r} 42658 \\ + 20762 \\ \hline \end{array}$$

$$\begin{array}{r} 94381 \\ + 20542 \\ \hline \end{array}$$

$$\begin{array}{r} 44093 \\ + 18647 \\ \hline \end{array}$$

$$\begin{array}{r} 60522 \\ + 24274 \\ \hline \end{array}$$

$$\begin{array}{r} 11474 \\ + 10422 \\ \hline \end{array}$$

$$\begin{array}{r} 53224 \\ + 87340 \\ \hline \end{array}$$

$$\begin{array}{r} 68287 \\ + 92180 \\ \hline \end{array}$$

$$\begin{array}{r} 17906 \\ + 91348 \\ \hline \end{array}$$

$$\begin{array}{r} 24211 \\ + 28705 \\ \hline \end{array}$$

$$\begin{array}{r} 33254 \\ + 98389 \\ \hline \end{array}$$

$$\begin{array}{r} 13498 \\ + 59560 \\ \hline \end{array}$$

$$\begin{array}{r} 24598 \\ + 47138 \\ \hline \end{array}$$

$$\begin{array}{r} 29422 \\ + 74727 \\ \hline \end{array}$$

Subtraction of 4 digits Numbers (With Regrouping)

	Th	H	T	O
	5	4	2	6
-	2	7	3	5
<hr/>				
<hr/>				

	Th	H	T	O
	4	8	0	0
-	2	8	3	6
<hr/>				
<hr/>				

	Th	H	T	O
	3	5	2	4
-	2	4	6	5
<hr/>				
<hr/>				

	Th	H	T	O
	7	3	5	8
-	2	6	9	4
<hr/>				
<hr/>				

	Th	H	T	O
	3	0	7	5
-	1	7	5	3
<hr/>				
<hr/>				

	Th	H	T	O
	9	5	6	0
-	3	6	4	7
<hr/>				
<hr/>				

	Th	H	T	O
	5	0	7	0
-	2	3	5	6
<hr/>				
<hr/>				

	Th	H	T	O
	5	0	1	9
-	2	5	1	3
<hr/>				
<hr/>				

	Th	H	T	O
	3	5	4	7
-	1	0	8	9
<hr/>				
<hr/>				

	Th	H	T	O
	3	0	0	9
-	2	5	1	2
<hr/>				
<hr/>				

	Th	H	T	O
	4	4	2	7
-	3	9	6	1
<hr/>				
<hr/>				

	Th	H	T	O
	6	3	4	8
-	2	1	6	7
<hr/>				
<hr/>				

I. Write the number names.

a. 3,89,009 =

b. 4,00,034 =

c. 89,129 =

d. 52,060 =

e. 4,02,098 =

II. Write in figures.

a. Two lakh seven hundred = _____

b. Seven lakh, five thousand four hundred six = _____

c. Forty two thousand one hundred ninety four = _____

d. Twenty five thousand fifty three = _____

e. Five lakh three = _____

III. Write the place, place value and periods for the underlined digit.

Number	Place	Place value	Periods
<u>6</u> ,70,096			
7, <u>5</u> 8,007			
9,15, <u>0</u> 57			

NAME: _____



Rounding

Round to nearest 100.

1. $193 \approx$ _____

2. $809 \approx$ _____

3. $341 \approx$ _____

4. $222 \approx$ _____

5. $932 \approx$ _____

6. $484 \approx$ _____

7. $665 \approx$ _____

8. $123 \approx$ _____

9. $892 \approx$ _____

10. $570 \approx$ _____

Round to nearest 1000.

11. $2,533 \approx$ _____

12. $2,860 \approx$ _____

13. $5,040 \approx$ _____

14. $1,329 \approx$ _____

15. $7,602 \approx$ _____

16. $9,300 \approx$ _____

17. $7,440 \approx$ _____

18. $3,830 \approx$ _____

19. $6,110 \approx$ _____

20. $1,705 \approx$ _____

Pick the odd one out

1- elephant- lion - door - tiger

2- help - lion - draw - write

3- tennis- football - read - volleyball

4- doctor - teacher - nurse - table tennis

5- vegetables - farmer - dentist - scientist

6- dinner - Mom - lunch - breakfast

7- play - happy - sad - excited

8- France - Saudi Arabia - Egypt - Africa

9- Kuwait - Asia - Australia - North America

10- black - blue - new - brown

11- The United State- Brazil - England - draw

12- Sunday - June - Monday- Friday

Complete the patterns:

- (1) 2A, 4C, 6E, 8G, _____, _____
- (2) 1, 2, 4, 7, 11, _____, _____
- (3) 10, 20, 30, 40, _____, _____
- (4) A, D, G, J, _____, _____
- (5) 1, 4, 9, 16, _____, _____
- (6) 1, 8, 27, 64, _____, _____
- (7) E, J, O T, _____
- (8) 7, 9, 11, 13, _____, _____
- (9) 4, 10, 16, 22, _____, _____
- (10) 51, 44, 37, 30, _____, _____
- (11) 0, 4, 18, 48, _____, _____
- (12) AZ, BY, CX, DW, _____, _____
- (13) 22, 30, 38, 46, _____, _____
- (14) 0, 3, 8, 15, _____, _____
- (15) 100, 95, 85, 70, _____, _____

Multiplication Worksheet (1-10)

ONE	TWO	THREE	FOUR	FIVE
1 x 1 =	2 x 1 =	3 x 1 =	4 x 1 =	5 x 1 =
1 x 2 =	2 x 2 =	3 x 2 =	4 x 2 =	5 x 2 =
1 x 3 =	2 x 3 =	3 x 3 =	4 x 3 =	5 x 3 =
1 x 4 =	2 x 4 =	3 x 4 =	4 x 4 =	5 x 4 =
1 x 5 =	2 x 5 =	3 x 5 =	4 x 5 =	5 x 5 =
1 x 6 =	2 x 6 =	3 x 6 =	4 x 6 =	5 x 6 =
1 x 7 =	2 x 7 =	3 x 7 =	4 x 7 =	5 x 7 =
1 x 8 =	2 x 8 =	3 x 8 =	4 x 8 =	5 x 8 =
1 x 9 =	2 x 9 =	3 x 9 =	4 x 9 =	5 x 9 =
1 x 10 =	2 x 10 =	3 x 10 =	4 x 10 =	5 x 10 =

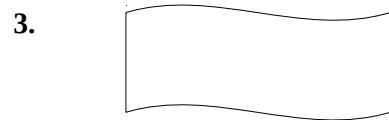
SIX	SEVEN	EIGHT	NINE	TEN
6 x 1 =	7 x 1 =	8 x 1 =	9 x 1 =	10 x 1 =
6 x 2 =	7 x 2 =	8 x 2 =	9 x 2 =	10 x 2 =
6 x 3 =	7 x 3 =	8 x 3 =	9 x 3 =	10 x 3 =
6 x 4 =	7 x 4 =	8 x 4 =	9 x 4 =	10 x 4 =
6 x 5 =	7 x 5 =	8 x 5 =	9 x 5 =	10 x 5 =
6 x 6 =	7 x 6 =	8 x 6 =	9 x 6 =	10 x 6 =
6 x 7 =	7 x 7 =	8 x 7 =	9 x 7 =	10 x 7 =
6 x 8 =	7 x 8 =	8 x 8 =	9 x 8 =	10 x 8 =
6 x 9 =	7 x 9 =	8 x 9 =	9 x 9 =	10 x 9 =
6 x 10 =	7 x 10 =	8 x 10 =	9 x 10 =	10 x 10 =

11 X 1 =	12 X 1 =	13 X 1 =	14 X 1 =	15 X 1 =
11 X 2 =	12 X 2 =	13 X 2 =	14 X 2 =	15 X 2 =
11 X 3 =	12 X 3 =	13 X 3 =	14 X 3 =	15 X 3 =
11 X 4 =	12 X 4 =	13 X 4 =	14 X 4 =	15 X 4 =
11 X 5 =	12 X 5 =	13 X 5 =	14 X 5 =	15 X 5 =
11 X 6 =	12 X 6 =	13 X 6 =	14 X 6 =	15 X 6 =
11 X 7 =	12 X 7 =	13 X 7 =	14 X 7 =	15 X 7 =
11 X 8 =	12 X 8 =	13 X 8 =	14 X 8 =	15 X 8 =
11 X 9 =	12 X 9 =	13 X 9 =	14 X 9 =	15 X 9 =
11 X 10=	12 X 10=	13 X 10=	14 X 10=	15 X 10=
11 X 11=	12 X 11=	13 X 11=	14 X 11=	15 X 11=
11 X 12=	12 X 12=	13 X 12=	14 X 12=	15 X 12=
16 X 1 =	17 X 1 =	18 X 1 =	19 X 1 =	20 X 1 =
16 X 2 =	17 X 2 =	18 X 2 =	19 X 2 =	20 X 2 =
16 X 3 =	17 X 3 =	18 X 3 =	19 X 3 =	20 X 3 =
16 X 4 =	17 X 4 =	18 X 4 =	19 X 4 =	20 X 4 =
16 X 5 =	17 X 5 =	18 X 5 =	19 X 5 =	20 X 5 =
16 X 6 =	17 X 6 =	18 X 6 =	19 X 6 =	20 X 6 =
16 X 7 =	17 X 7 =	18 X 7 =	19 X 7 =	20 X 7 =
16 X 8 =	17 X 8 =	18 X 8 =	19 X 8 =	20 X 8 =
16 X 9 =	17 X 9 =	18 X 9 =	19 X 9 =	20 X 9 =
16 X 10=	17 X 10=	18 X 10=	19 X 10=	20 X 10=
16 X 11=	17 X 11=	18 X 11=	19 X 11=	20 X 11=
16 X 12=	17 X 12=	18 X 12=	19 X 12=	20 X 12=

Draw or write the Mirror Image of the following figures, letters and numbers:

1. MOM

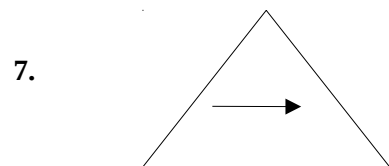
2. AMBULANCE



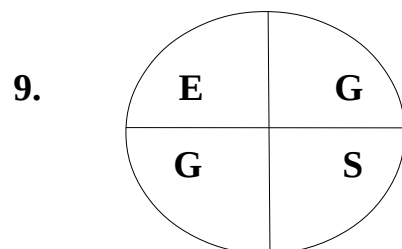
4. 12035

5. COMPUTER

6. 880023



8. FLOWER



10. 789210

MATHEMATICS PUZZLE GAME

6	+		+	3	=	
+		+		+		+
3	+		+		=	10
+		+		+		+
	+	5	+	8	=	
=		=		=		=
	+	13	+	15	=	50