



BURARI PUBLIC SCHOOL

a venture with **UNIQUE**



NAME :

CLASS :

ROLL NO. :

BURARI PUBLIC SCHOOL

a venture with **UNIQUE**

SUMMER HOLIDAY HOMEWORK (2024-25)

CLASS I

Dear children,

- You matter us most and we All Miss You!
- Stay safe
- Be kind to your family.
- Get creative

Summer vacations are at our doorsteps. Holidays are a well deserved opportunity to relax and rewind by indulging in activities that are pleasurable at the same educational. You are going to enjoy your holidays. It's a sincere request to all to complete holiday projects and home assignment on time. Engage yourself whole heartedly as you will learn a lot through it. Practice your hobbies or inculcate new hobbies. Do a lot of reading can be newspapers, magazines, books or novels. Watch English news daily in order to equip yourself with the information and facts to be used as content in the writing skills.

Summer Holiday Homework is an initiative on our part, to inculcate innovativeness.

Creativity and interest in the tasks assigned to our students. It will not only enable them to recapitulate what was taught but will also help them to connect themselves to the various learning processes. Kindly ensure that your child complete the assignment neatly.

General Instructions

- All the work should be hand-written.

- Original drawings/ illustrations and creative use of material will be appreciated.
- Present your work on A-4 size sheets and put it in an attractive folder with your name and class clearly written at the top.

ENGLISH

Ques1. Do cursive writing in your cursive book properly.(10 pages only)

Ques2. Read and write any 50 vowel words in your English H.W notebook.

Ques3. Revise Ch-1 to 3 of English 1 and English 2.

Ques4. Complete the following worksheets:

WORKSHEET

NOUN

Look at the picture and tick the correct noun



Thing

Animal



Place

Thing



Thing

Person



Animal

Thing



Place

Person



Person

Thing



Animal

Thing



Thing

Animal



Person

Animal



Place

Person

WORKSHEET

Long O or Short O?

Color the clouds containing long /o/ sound in blue.

short

road

short

smell

fog

drop

blow

flock

home

goal

sock

snow

song

throw

strong






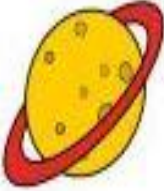




frog

slope

sob

WORKSHEET

Circle the correct word for each picture.

	sonset sunsat sunset		bucket backet buket
	pett pet pat		wet wett wit
	carpet karpet carput		planut planet planot
	bel bell bull		cut catt kut
	rupe rop rope		meal meel mele

WORKSHEET

Choose from the following words to fill the gaps in the sentences.



fish

sheep

shed

shop

shut

1. The were on the hills.
2. The shop was for the day.
3. Mum went to the to get some ham.
4. There were six in the tank.
5. Dad got his toolbox from the



Draw two pictures to include the words in the box.

fish ship shell

shop cash dish

हिंदी

1. मात्राओं का चार्ट बनाएं।
2. प्यासा कौआ कहानी याद करें तथा उसका चित्र A4 शीट में बनाएं।
3. फलों के चित्र A4 कागज़ पर चिपकाएं तथा उनके नाम लिखें।
4. हिंदी पाठमाला - पाठ १, २, ३ का अभ्यास(learn)करें।
- 5.हिंदी व्याकरण - पाठ १, २ ,७ का अभ्यास(learn)करें।
6. १ से १० हिंदी गिनती का अभ्यास(learn) करें।
- 7.हिंदी सुलेख न पुस्तक १० पृष्ठ करें।
8. नीचे दी गई गतिविधियों को करें।

कार्यपत्रक

1) समान अक्षरों की जोड़ी बनाओ।

य	•	•	ल
र	•	•	श
ल	•	•	व
व	•	•	य
श	•	•	र

2) प्रत्येक व्यंजन और उससे शुरू होने वाली वस्तु का मिलान करें -

य र ल व श



3) दिए गए व्यंजन से शुरू होने वाली वस्तु को पहचानो और सही चित्र पर गोला लगाओ।

य				र			
ल				व			
		श					

कार्यपत्रक

दिए गए चित्रों को देखकर उनके सही नाम चुनिए । Choose the correct name of the given pictures.



खत घर



मटर कलम



पल नल



बरगद सरकस



शहर शहद



अदरक अचकन



फल हल

10

दस बस



यह तब



कलम कमल

कार्यपत्रक



मात्रा की यात्रा

1 की मात्रा सही स्थान पर लगाओ।

रम्.....

ब...ज...

सीत्... ..

क...ल...

राज्... ..

पपीत्... ..

अ...म्

द....म

म...म.....

र...ध...

हर...

दीय...

मीर...

अ...ज...

MATHS

Ques1. Learn counting from 1 to 100 and table 2 to 10.

Ques2. Write table 2 to 6 in your math homework notebook

Ques 3. Paste any five mathematical shapes and write their name in maths homework notebook

Project work

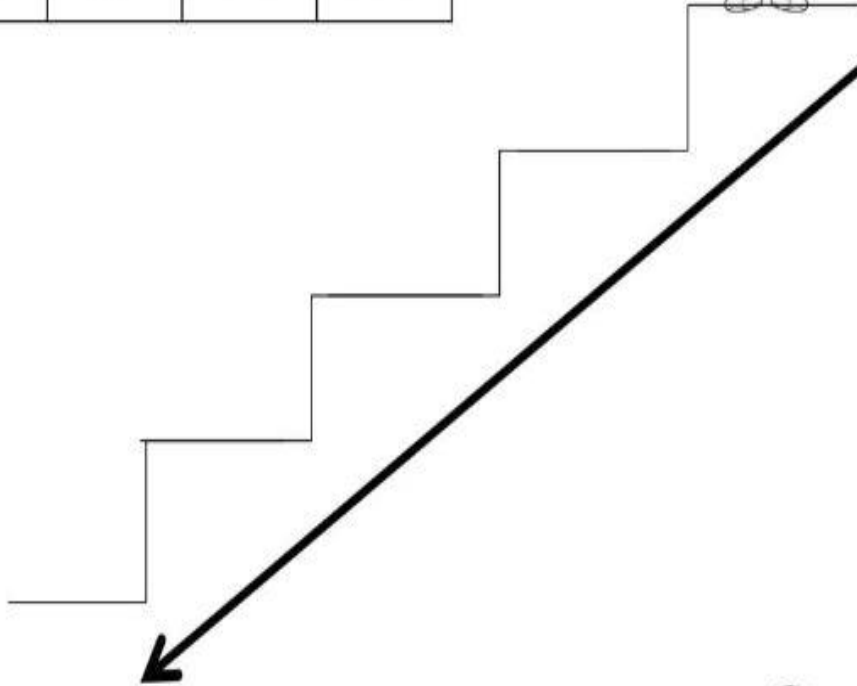
Show the concept of tens and ones with the help of bindistar, mirroretc. You can make working model of tens and ones

Related video for help:

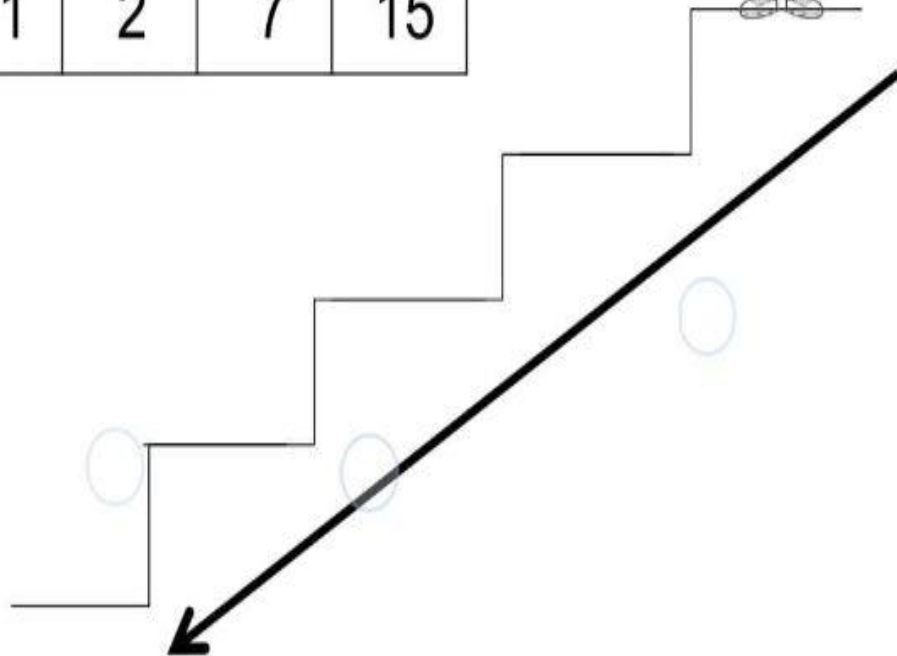
[Https://youtu.be/09p78y6fIaw?si=9EVTbU4H2HuSEFMN](https://youtu.be/09p78y6fIaw?si=9EVTbU4H2HuSEFMN)

WORKSHEET

12	8	14	22
----	---	----	----




11	2	7	15
----	---	---	----




WORKSHEET

19	8	17	20
----	---	----	----



10	12	7	23
----	----	---	----



WORKSHEET


Back Counting

TO	TO	TO	TO	TO	TO	TO
50		40		30		20
	41		31		21	



Colour the picture

WORKSHEET

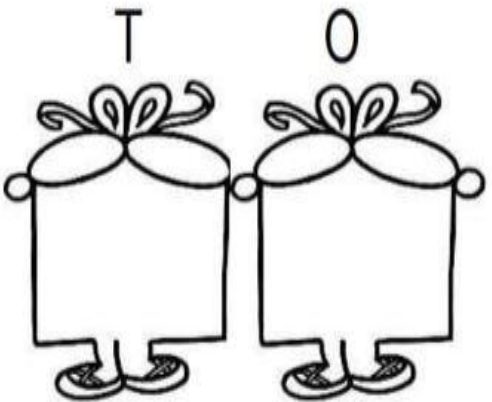


WORKSHEET


What number does tens and ones show?

1 tens and 0 ones =


T O




2 tens and 7 ones =



9 tens and 0 ones =




0 tens and 5 ones =

















WORKSHEET

Number Names and Numerals

Count each object in the picture and write its numeral and number name. Colour the picture.



	4	Four			<input type="text"/>	
	<input type="text"/>				<input type="text"/>	
	<input type="text"/>				<input type="text"/>	
	<input type="text"/>				<input type="text"/>	
	<input type="text"/>				<input type="text"/>	
	<input type="text"/>				<input type="text"/>	
	<input type="text"/>				<input type="text"/>	

WORKSHEET

Backward counting-

Fill in the missing number in the grid.

							98		
81								89	
		73							
						67			
51									
							48		
	32								
				25					30
		13				17			
1							8		10

Colour the square showing 8 tens and 9 ones yellow.

Colour the square showing 2 tens and 2 ones green

Colour the square showing 5 tens and 0 ones orange.

Colour the square showing 9 tens 3 ones blue.

Colour the square that shows 0 tens and 1 one purple.



EVS

Ques 1. Paste the pictures of different leaves in your scrap file and name it also.

Ques 2. Make a family tree on an A4 size sheet.

Ques 3. Complete the following worksheets:

WORKSHEET

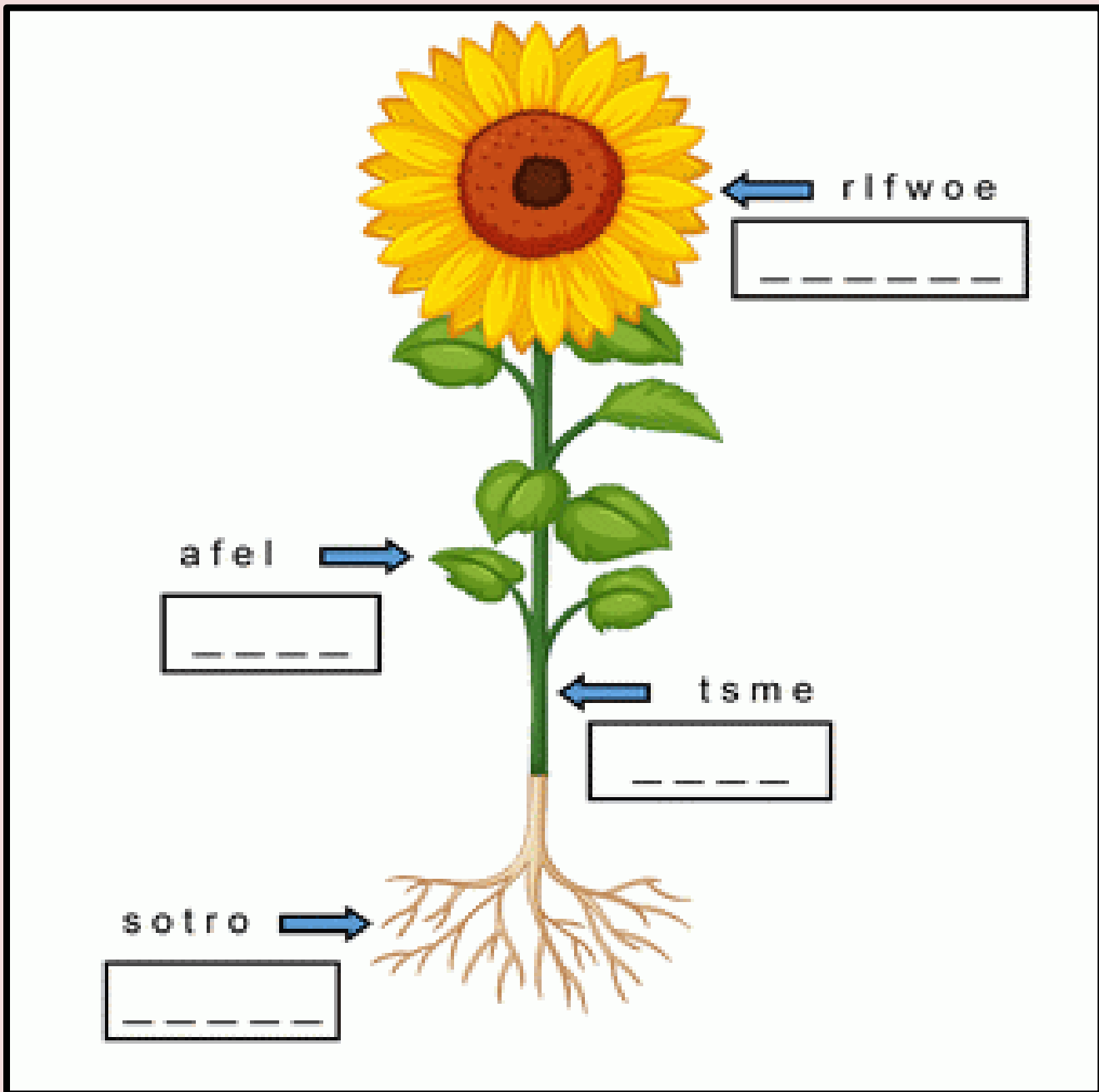
My Family



1. My name is _____.
2. I'm _____ years old.
3. My mother's name is _____.
4. My mother is a/an _____.
5. My father's name is _____.
6. My father is a/an _____.
7. My grandmother's name is _____.
8. My grandfather's name is _____.

WORKSHEET

1. Parts of plant



COMPUTER

Que1. Color and label the parts of computer and paste it in your computer notebook.

- Mouse
- Monitor
- Keyboard
- C.P.U
- Speakers
- Printer

Que 2. Learn chapter -1 and chapter 2 from books and notebooks.

Que 3. Complete the given worksheets.

WORKSHEET

Computers

Write the parts of the computer
using help box

keyboard

cpu

laptop

mouse

speaker

scanner

printer

monitor

pendrive



WORKSHEET

1

Computer - A Machine



Grade 1

1. Circle the machines made by man.

a 	b 	c 
d 	e 	f 
g 	h 	i 

WORKSHEET

Identify the different parts of the computer.
Write the names in the blank boxes :



HELP BOX

CPU • Mouse • Printer • Monitor • Keyboard

GK

Project :- Paste 10 leaf of different trees in your scrap file.

Ques 1. Learn these questions

1. How many months do we have in a year?

Answer: 12 months.

2. How many colors are there in a rainbow?

Answer: 7

3. How many wheels does a motorbike have?

Answer: 4

2. What is the capital of India?

Answer: New Delhi

5. Which part of the plant is under the ground?

Answer: Roots

6. How many planets does the solar system consist of?

Answer: 8

7. Who has written the national anthem of India?

Answer: Rabindranath Tagore

8. What is the national fruit of India?

Answer: Mango

9. Which is the national game of India?

Answer: Hockey

10. How many sense organs do human beings have?

Answer: 5

Learn these chapters from books

Ch.1 Birds talk

Ch.5 Eco friendly

Ques 2. Complete all the worksheets of GK

WORKSHEET

1. Who are these cartoon characters ?

1

2

3

4

5

6

7

8

9

10

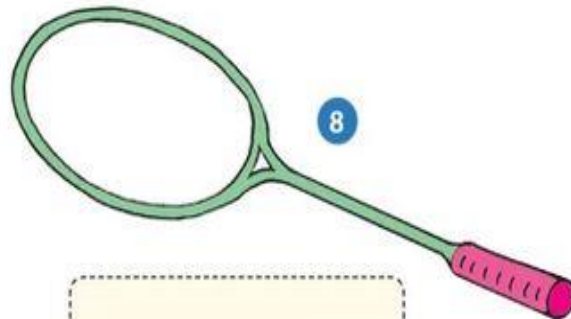
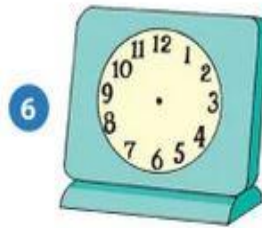
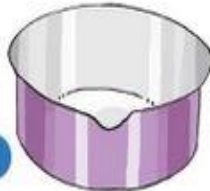
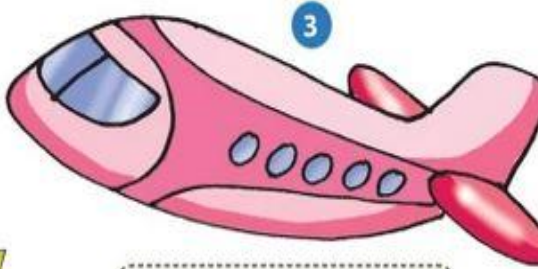
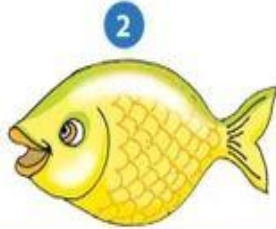
11

12

WORKSHEET

Look at each picture. Write what is missing. Choose from the box.

fins string wheels keys hands handle laces wings



WORKSHEET



ANIMALS AND THEIR SURROUNDINGS



MATCH THE ANIMALS WITH THEIR FOOD



Moral Mind

Ques 1. Create a family collage project : Collect a variety of photos featuring different family members, special occasions, and memorable moments (A4 size sheet).

Ques 2. Learn and write 10 Golden words and use them in your daily life (A4 size sheet).

Ques 3. Write any 10 Good manners (A4 size sheet).

Ques 4. Write Good things about your best friend(A4 size sheet).

DRAWING

ART FESTIVAL BOOK

- 1. Drawing Pattern (page no. 11)**
- 2. Stick figure drawing (page no. 16-17)**
- 3. Thumb Impression (page no. 22-23)**
- 4. Bubble wrap craft (page no. 20)**
 - Make a beautiful garden in art file**