

Summer Happy Time





BURARI PUBLIC SCHOOL

A VENTURE WITH UNIQUE

Class: NURSERY

HOLIDAY



Homework

Name _____

Class _____

Note:- School Shall reopen on 1.7.2024 (Monday)

Kindly submit Holiday Homework on 1.07.2024

Dear Children,


Don't forget-

- 1. Wake up early in the morning and start your day with prayer.**
- 2. Do exercise, cycling, and skipping to keep yourself fit.**
- 3. Take lots of juice to prevent yourself from getting heat.**
- 4. Put the goggles and the umbrella while moving out in the heat.**
- 5. Learn to do your work yourself and also help your parents at home.**
- 6. Try to speak in English and use words please, excuse me, thank you etc.**
- 7. Learn new rhymes with proper actions.**



Suggestion for Parents

- 1. Encourage the child to do the work on his own.**
- 2. Parents should guide only when its required**
- 3. Try to converse with your child in English.**
- 4. Encourage your child to draw bold pictures**
- 5. Help him/her to color the object in one direction.**
- 6. Help the child to recite the rhymes with action regularly.**
- 7. Help the child to recite a story and Gk question regularly.**



JOYFUL ACTIVITY BOOK

Do The Following Pages:

Page 18-Hidden Letters.

Page 22-Same Sounds.

Page 28-29-The Clever Cap Seller.

Page 33- Trace And Count.

Page 53: Name Them.

Page 54-55:The Ant And Pigeon.

Page 62-63 - Animals And Their Babies.

Page 65-My Home.

Page 66- My Family.

Page 73- Where is my tail?





EVS ACTIVITY BOOK

Do The Following Pages:

Page 22: Cross the odd one out.

Page 23- Circle the flowers. Put a cross on the rest.

Page 25- Circle the domestic animals.

Page 27: Match these animals to what they give us.





DRAWING B BOOK

Do The Following Pages

Page no.12- An Apple

Page no.13- A Mango

Page no.14- A Leaf

Page no.15- A Tomato

Page no.16- A Lollipop





NUMBER BOOK

Do Page no.22,24,30





HINDI AKSHAR LEKHAN

Do Page no.21,22,23,24








CRAFT A BOOK


Do page no.6- Cotton Sticking -1
Do page no.13-Thumb Printing




A




F



F





H




H

A large section of the page containing a grid of dotted lines for handwriting practice. The grid consists of four vertical columns of dots. Each column has 10 rows of dots, with the first row of each column aligned with the 'H' above it. The dots are arranged in a regular pattern to guide the student's letter formation.



H






L

A series of dotted uppercase letters 'L' arranged in a grid for tracing practice. The letters are spaced out across the page, with approximately 10 columns and 10 rows of dots.

T



T


T
T
T
T
T

T
T
T
T
T

T
T
T
T
T

T
T
T
T
T

V




v



x



Y



y

.

.

.

.

.

.

.

.

.

.

.

.

.

.

.

.

.

.

.

.

.

.

.

.

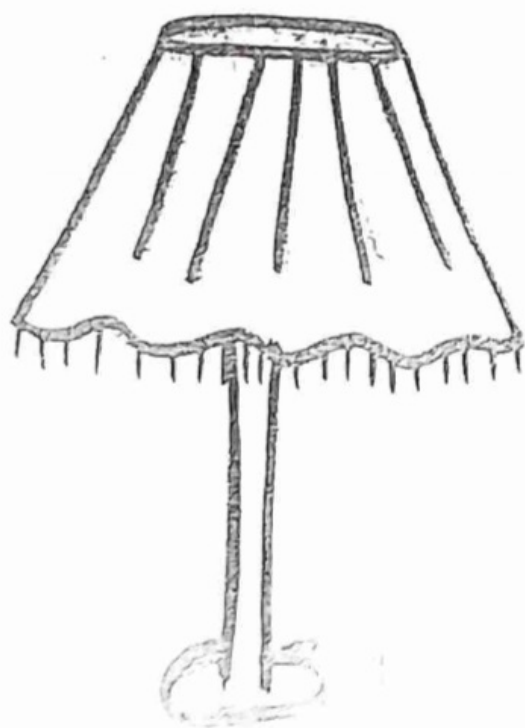
Circle the correct alphabet



L U F



I T J

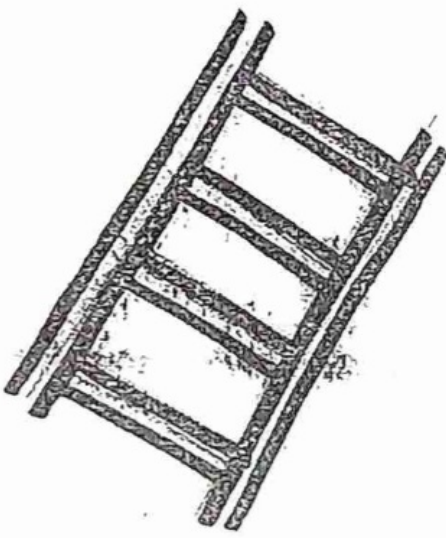


H K L




A I

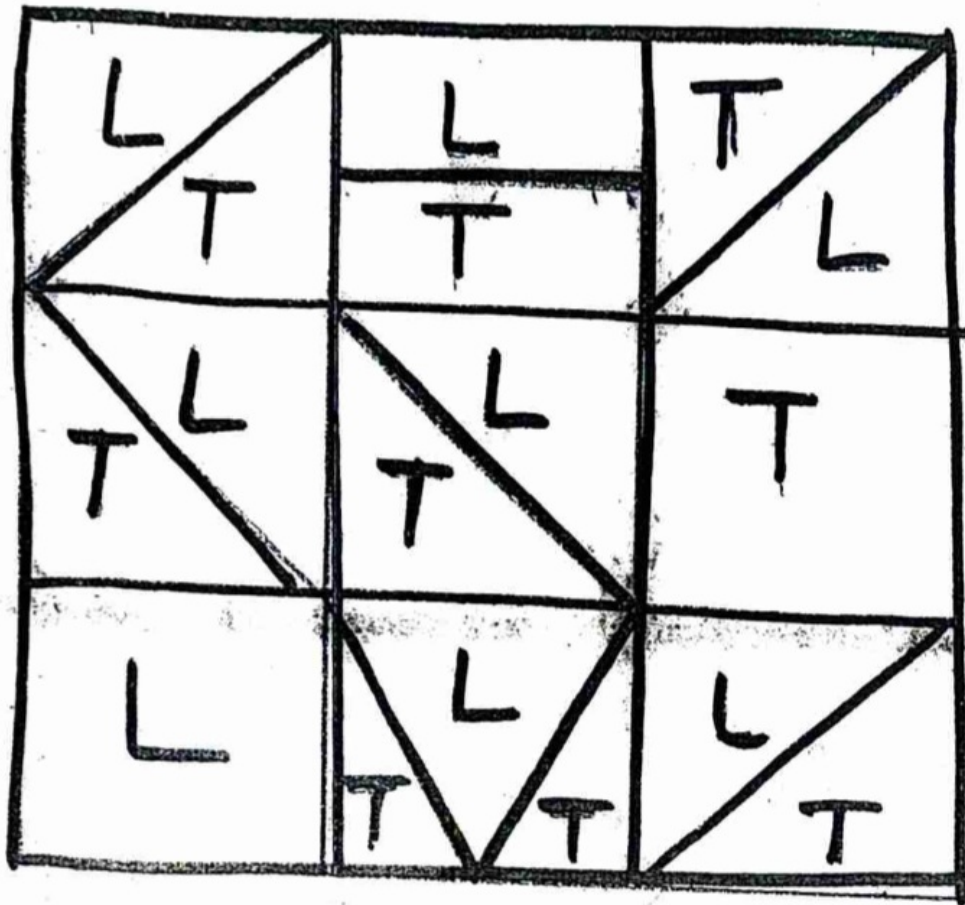
Write the first letter of every object
and colour the picture.



10




colour L with Red and T with Green



Circle L with RED colour and T with Blue colour

T	B	X	L	F
L	K	T	P	R
S	T	U	L	B
K	B	T	P	L
M	T	L	U	F
T	C	T	L	Y
V	K	P	L	T
L	N	T	C	L
B	L	K	P	T

Colour the Objects which start with 'T'



Circle T with Green Colour Pencil.

C

B

T

P

T

R

T

U

L

V

T

N

P

S

T

A

X

T

B

C

P

T

F

T

R

X

O

T

N

T

T

B

O

T

R

A

T

D


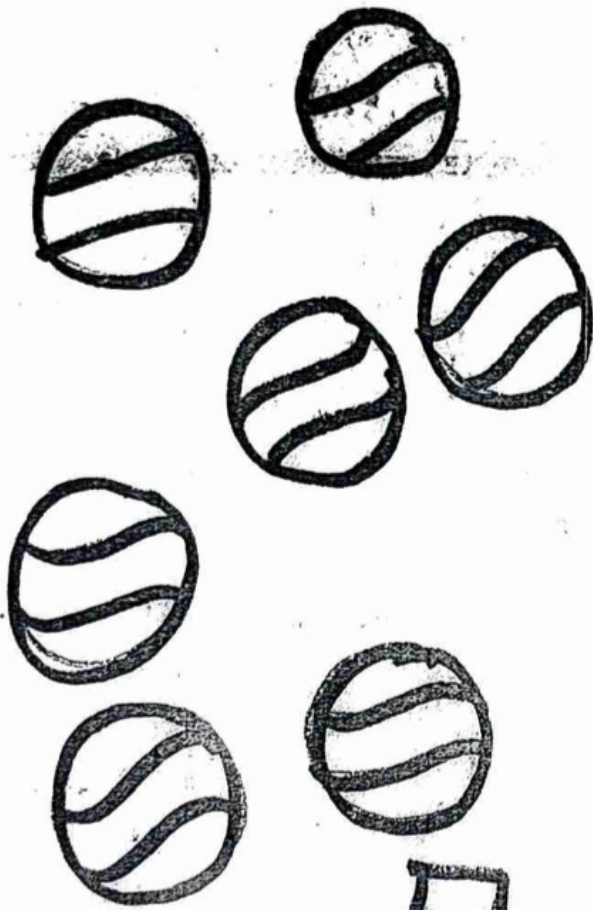

T

F





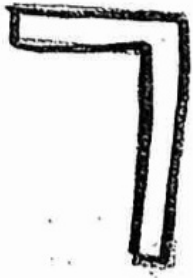
Make 1 stick on each Lollipop and colour it



Tick the collections which have four objects




Count and Match the objects with the number



Draw and Paste Objects according to numbers:



Colour the pictures which start with L





अनार



RUBY

अ अ अ अ

अ अ अ अ

अ अ अ अ

अ अ अ अ

अ अ अ अ

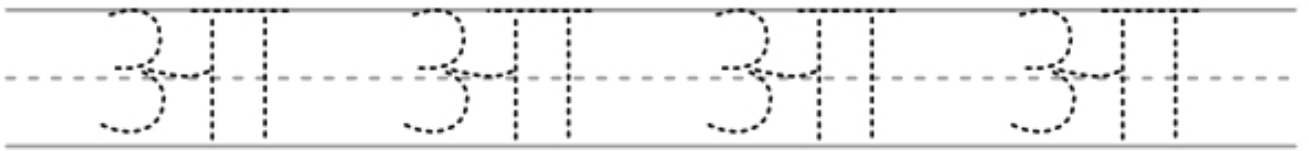
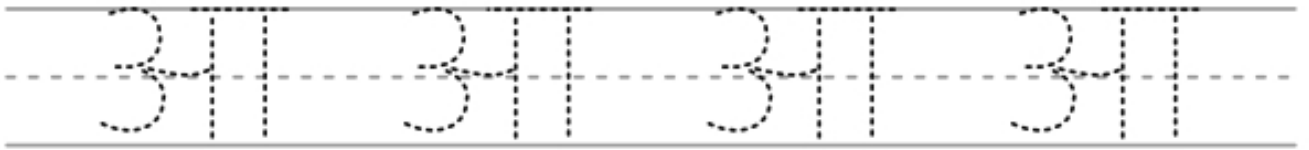
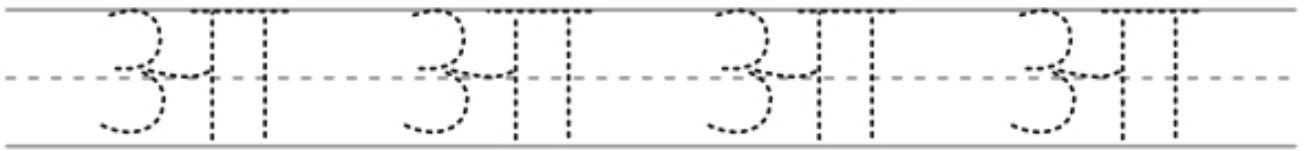
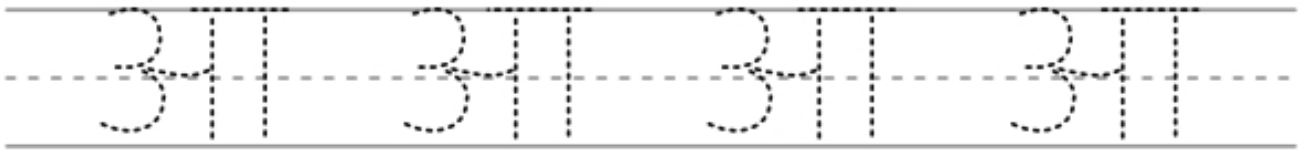
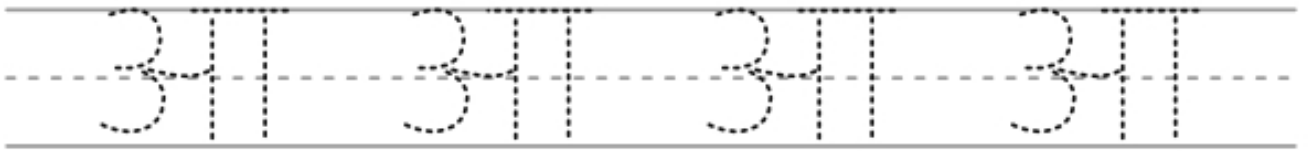
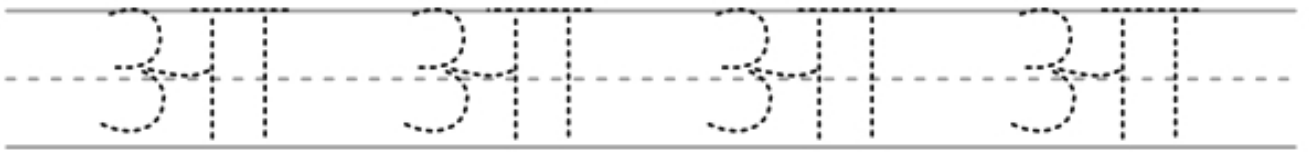
अ अ अ अ



आम



LUCAS







उल्लू



RUBY

Handwriting practice lines for the Hindi letter 'उ'. Each row consists of four dashed 'उ' characters on a set of three horizontal lines (top, middle, bottom) for tracing.

हिन्दी वर्णमाला



ऊन



Tracing practice area with seven rows of dashed Hindi letter 'ऊ' on lined paper.

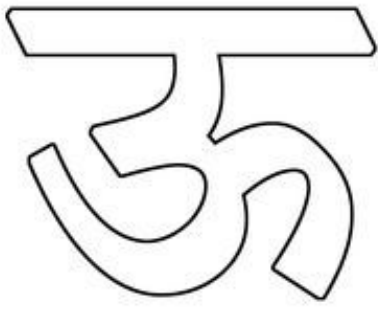
Find us on YouTube and Amazon Store

Lucas & Friends



More worksheets at www.RvAppStudios.com

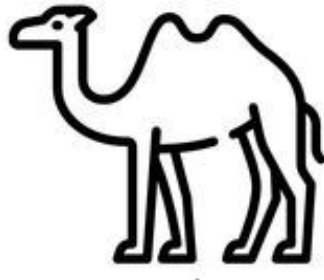




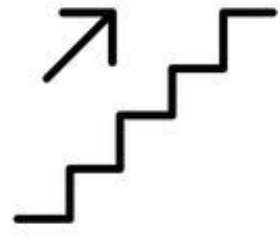
रंग भरें



ऊन



ऊंट



ऊपर

ऊ

औ

ऐ

ऊ

ई

अ

ऊ

ऋ

उ

ऊ

आ

ऊ

ई

ऊ

औ

ऊ

ऐ

ऊ

ऊ


अ



ओखली



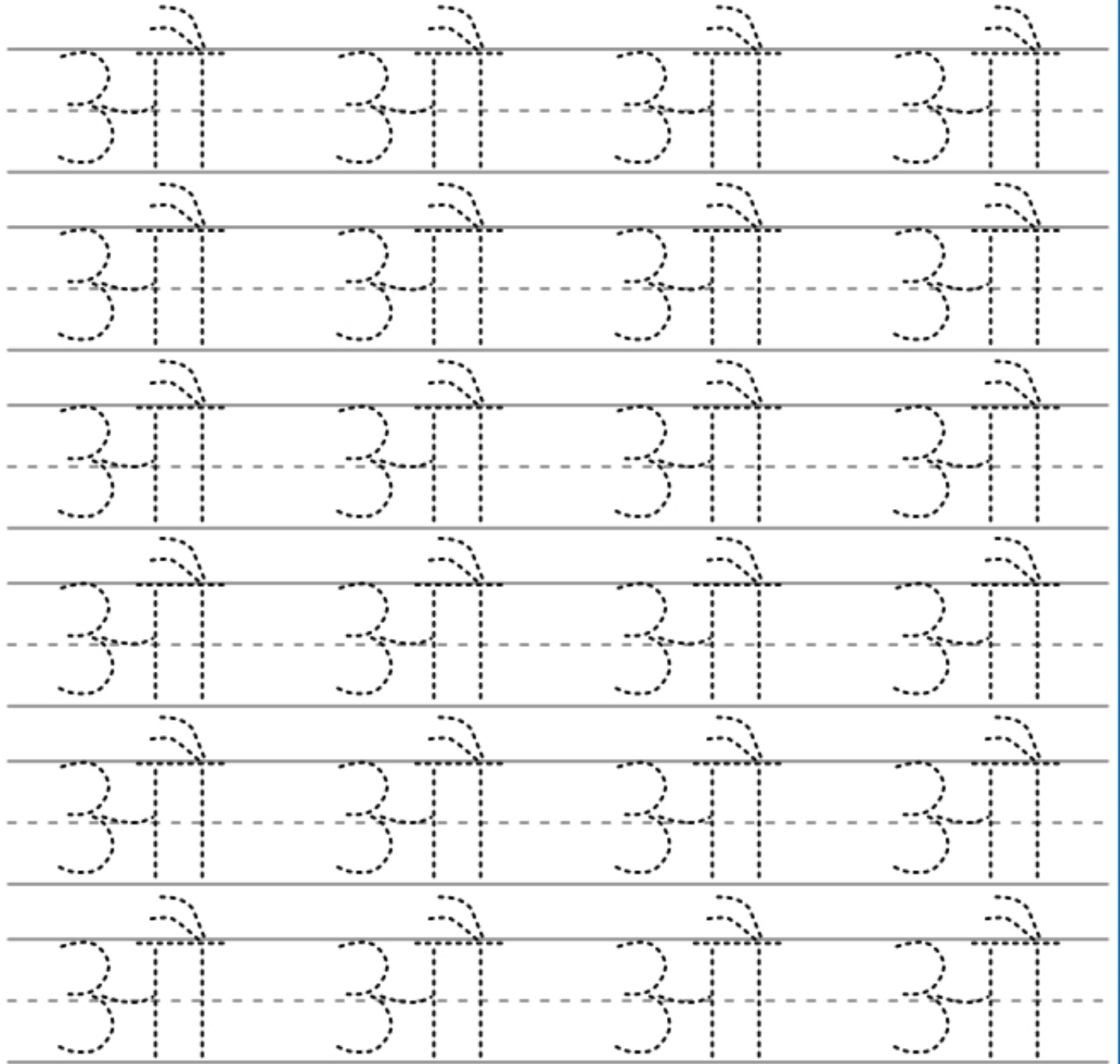
RUBY



हिन्दी वर्णमाला



औजार



Find us on YouTube and Amazon Store

Lucas & Friends




More worksheets at www.RvAppStudios.com



Name : _____ Roll No. : _____

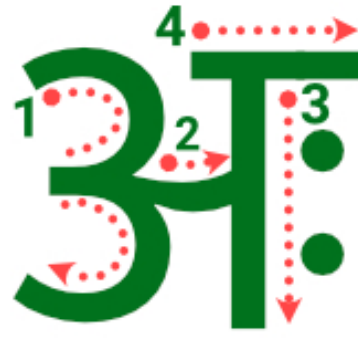
Class : _____ Date : _____



अं

अंगूर





Handwriting practice section for the Hindi character 'अ'. It consists of seven rows of horizontal lines. Each row contains four dashed 'अ' characters for tracing. The first row also includes small circles on the vertical stem of each character to indicate the starting point for the second stroke.

Have a great



VaCation!