



# BURARI PUBLIC SCHOOL

a venture with **UNIQUE**



**NAME:**.....

**CLASS:**.....

**ROLL NO.:**.....

# Summer Happy Time





# Summer Fun with Looney Tunes

IT'S TIME TO HAVE SOME FUN,  
SUMMER HOLIDAYS HAVE JUST  
BEGUN,

YOU CAN DANCE, YOU CAN SING,  
CLIMB A TREE OR FLY HIGH ON A  
SWING!

PUT TOGETHER A JIGSAW, BAKE A  
CAKE, GO TO CAMP OR SWIM IN A  
LAKE, EXCITING PLACES YOU CAN  
TRAVE TO, ROME, SPAIN OR  
TIMBUKTU!

HELP YOUR MOM 'N' DAD AS YOU  
ALWAYS SHOULD, CARE FOR YOUR  
GRANDPARENTS AS A BPIAN  
WOULD; WORK, ENJOY, HAVE FUN  
WITH YOUR HEAD HELD HIGH!

YOU ARE A BPIAN-REACH OUT FOR THE SKY.



**Dear  
Parents**








**Summer vacation is a welcome break....Break from fixed schedules, rules and regulations of the school. Freedom brings more responsibility, so keeping this in mind; we have planned most of the activities to keep our children engaged and also help them in channelizing their energies. Kindly help and guide your child in completing his work and also exploring his creative self. Submit the given homework in a folder with clearly mentioned name, class and section. Kindly take the coloured print outs of the worksheets. It would be wonderful if the children themselves decorate the folders with their tiny hands.**

**Happy Holidays! Have fun with your little one!\**

**Regards  
ClassTeacher**

## **HOW INDEPENDENT CAN I BECOME?**

**Make your child more independent by teaching him or her various activities like**

-  **Buttoning and unbuttoning the shirt .**
-  **Laying the table .**
-  **Folding mats and clothes.**
-  **Arranging their toy shelf.**
-  **Learning to wear shoes and socks.**
-  **Learning how to zip their school bag  
and their uniform.(shorts)**
-  **Sorting and pairing household items.**

# **JUNE FUN ACTIVITIES**

- 1. Go out with your family and learn some traffic rules or signs.**
- 2. Count to 100.**
- 3. Practice tying your shoe laces.**
- 4. Help your mom in cleaning things.**
- 5. Become the host of the house.**
- 6. Make a call to your cousin.**
- 7. Go to the garden with your friend and explore the names of the ride**
- 8. Make a card for your father.**
- 9. Help your Parents in gardening.**
- 10. See what floats or sinks in the bath tub.**
- 11. Try to shampoo your hair independently.**
- 12. Help your mother in filling water bottles.**
- 13. Revise reverse counting 10-0 on stairs.**
- 14. Visit any worship place.**
- 15. Help your mother in serving.**
- 16. Make a clock from a paper plate.**
- 17. Find the youngest and eldest member in your family.**
- 18. Count the number of family members.**

## PHONETICS

A says ऐ as in apple, axe, arrow

B says ब as in ball, bag, balloon

C says क as in cat, candle, car

D says ड as in dog, drum, doctor

E says ए as in elephant, elbow, engine

F says फ as in frog, fish, fan

G says ग as in grapes, gate, god

H says ह as in horse, house, hot


I says आइ as in ice-cream, iron, island

J says ज as in joker, jar, jelly


K says क as in kite, kettle, kangaroo

L says ल as in lion, leaf, lock

M says म as in mango, mat, mother



**N** says न as in nest, nut, nose  
**O** says औ as in orange, ostrich, ox  
**P** says प as in parrot, peas, pocket  
**Q** says क्व as in quarter, quill, quilt  
**R** says र as in rocket, rat, red  
**S** says स as in sun, socks, swing  
**T** says ट as in tiger, time, toffee  
**U** says अ as in umbrella, under, urn  
**V** says व as in van, vulture, violin  
**W** says व्ह as in wall, watch, window  
**X** says क्स as in x-ray, x-mass tree  
**Y** says य as in yo-yo, yolk, yellow  
**Z** says ज़ as in zip, zigzag, zero





भाषा सुलेख..

क से ढ तक।

Page no 5 to 13.

नोट:- कार्य भाषा सुलेख पुस्तिका मे करे।





Book:- CURSIVE CAPITAL AND SMALL LETTER



Write Small Cursive letter "a" to "z"

Write Capital Cursive Letter (U, V, W, X, Y, Z).



Note:- Don't Do Practical Pages.

# Craft Book

DO THE FOLLOWING PAGES

**Page No 11:-Mosaic-1**

**Page No 13:-Mosaic-2**

**Page No 15:- Mosaic-3**



# JOYFUL LEARNING ACTIVITY BOOK

Do the following pages

- PAGE NO :- 32 BIRTHDAY PARTY
- PAGE NO :-34 SHAPES
- PAGE NO :-36 JOIN THE DOTS
- PAGE NO:- 67 BINKY AND DINKY
- PAGE NO:-69 ME AND MY FAMILY
- PAGE NO:- 73 PARTS OF BODY
- PAGE NO:-89 SMILEY FLOWER
- PAGE NO:-96 TILOO TORTOISE


# HOLIDAYS HOMEWORK

## Worksheet ART AND CREATIVITY

Name \_\_\_\_\_ Section \_\_\_\_\_ Roll No. \_\_\_\_\_

Date : \_\_\_ / \_\_\_ / \_\_\_

Follow the outline and colour the umbrella :



# Family Tree

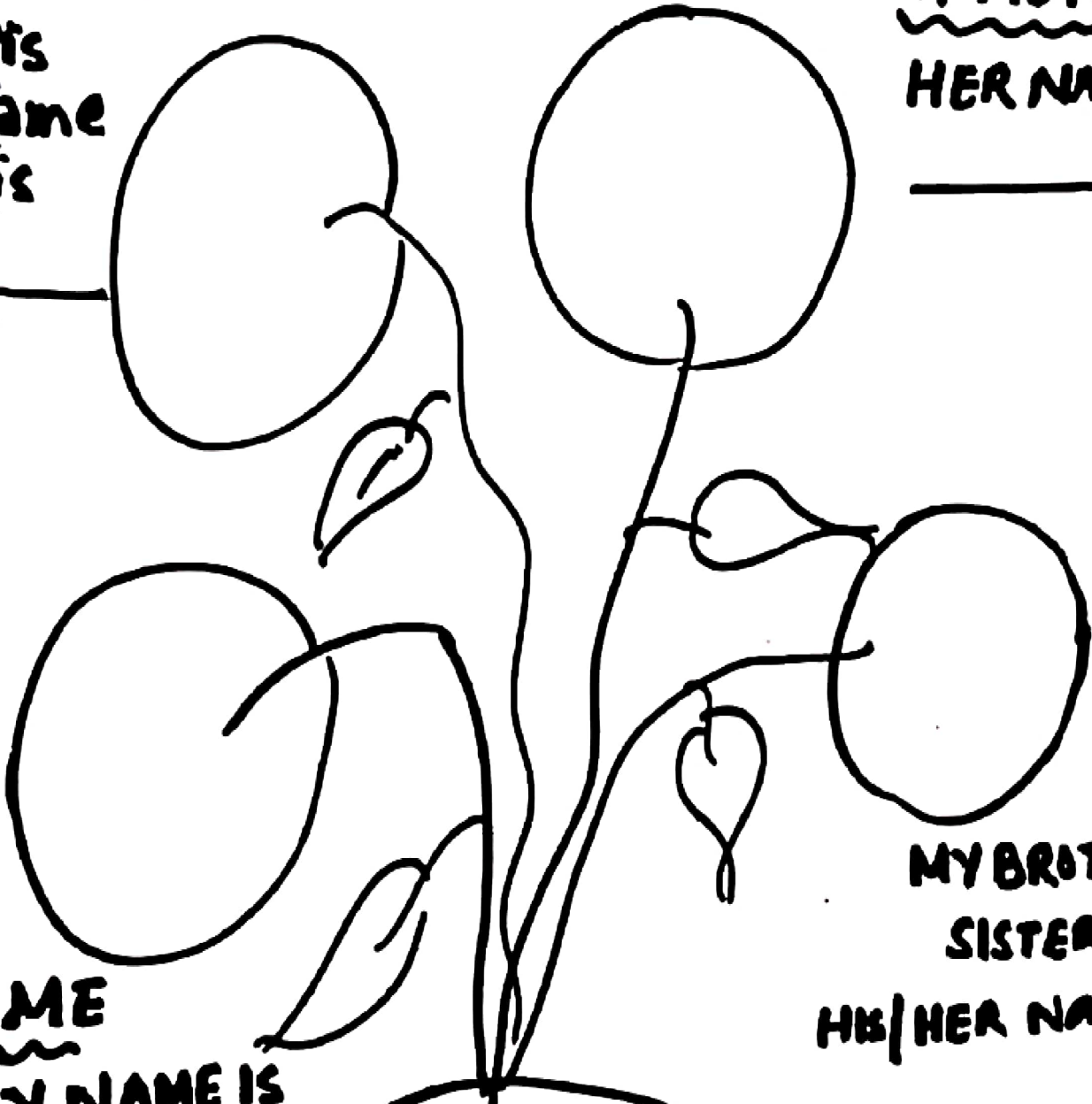
MY FATHER

His  
name  
is

MY MOTHER

HER NAME IS

\_\_\_\_\_



ME

MY NAME IS

MY BROTHER/  
SISTER

HIS/HER NAME IS

\_\_\_\_\_


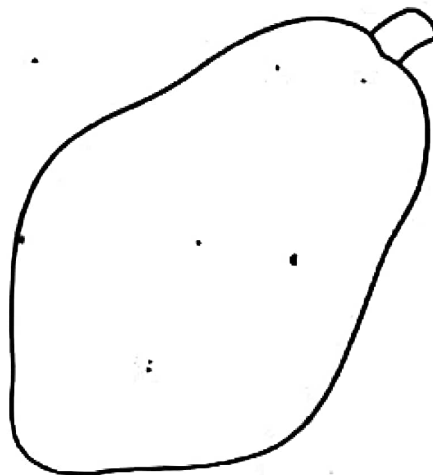
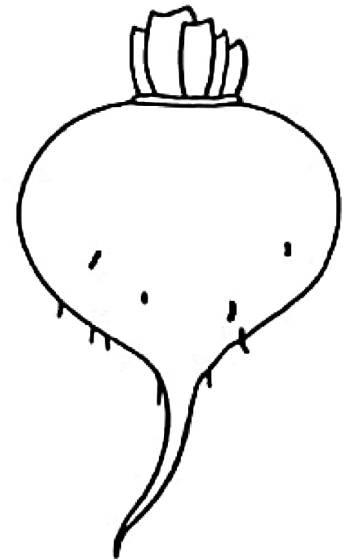

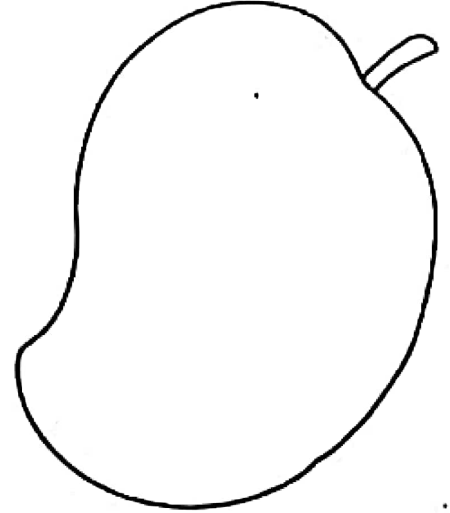

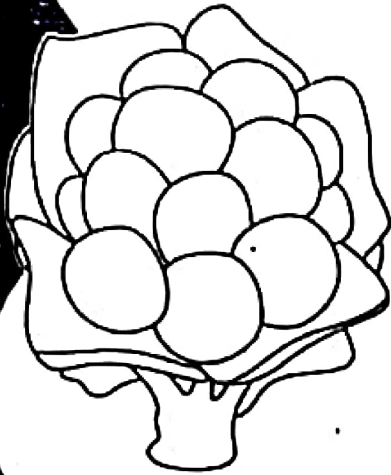
MY FAMILY

★ STICK PICTURES OF YOUR FAMILY MEMBERS IN THE CIRCLE.  
Colour it.

Name \_\_\_\_\_ Section \_\_\_\_\_ Roll No. \_\_\_\_\_

Date : \_\_\_ / \_\_\_ / \_\_\_


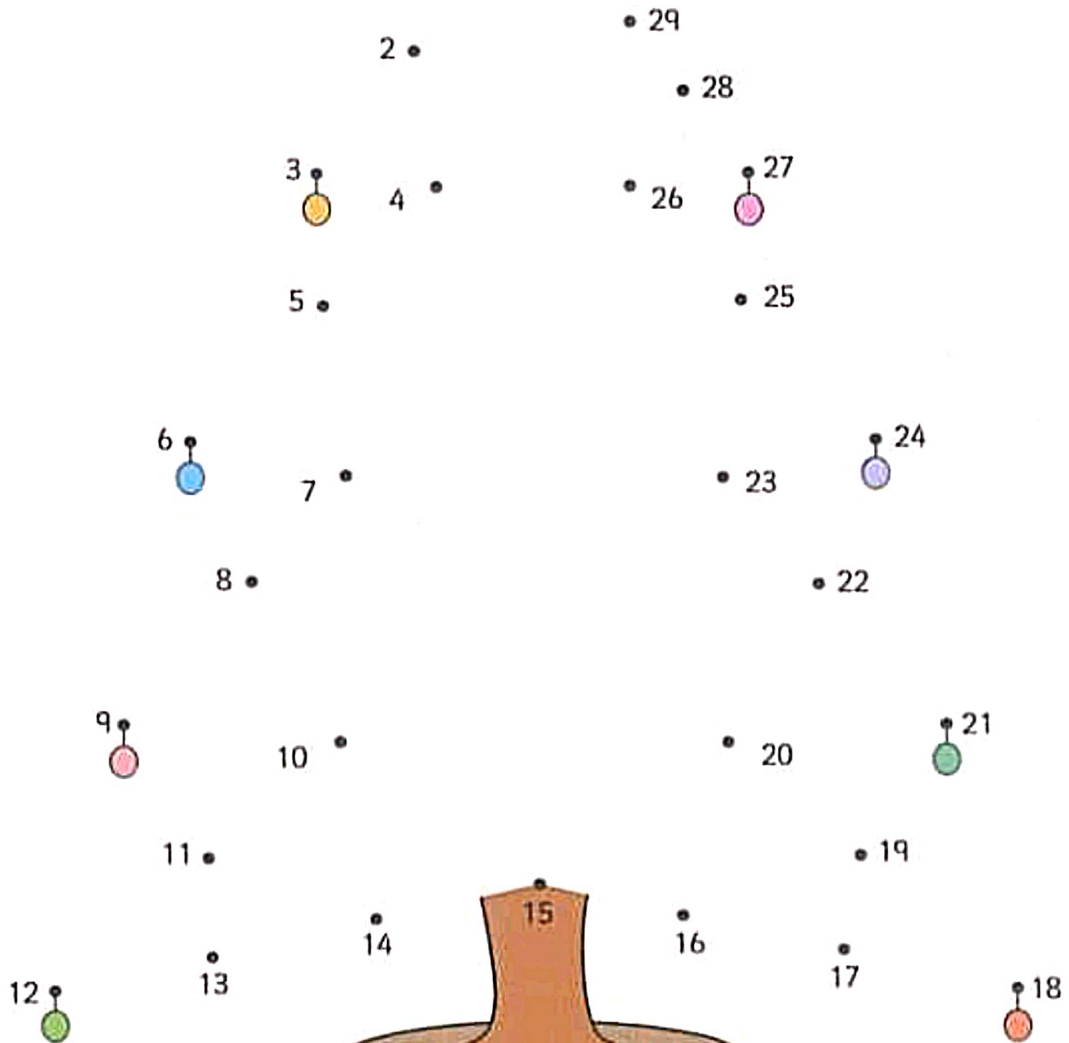
Colour vegetables only :



Teacher's Signature \_\_\_\_\_



Join the dots ( 1 -30) :



Colour the circle yellow, triangle green, rectangle red and square blue.



Circle




Triangle



Rectangle













Square
















Count and write the numeral.

	<input type="text"/>
	<input type="text"/>
	<input type="text"/>
	<input type="text"/>
	<input type="text"/>
	<input type="text"/>
	<input type="text"/>
	<input type="text"/>
	<input type="text"/>
	<input type="text"/>

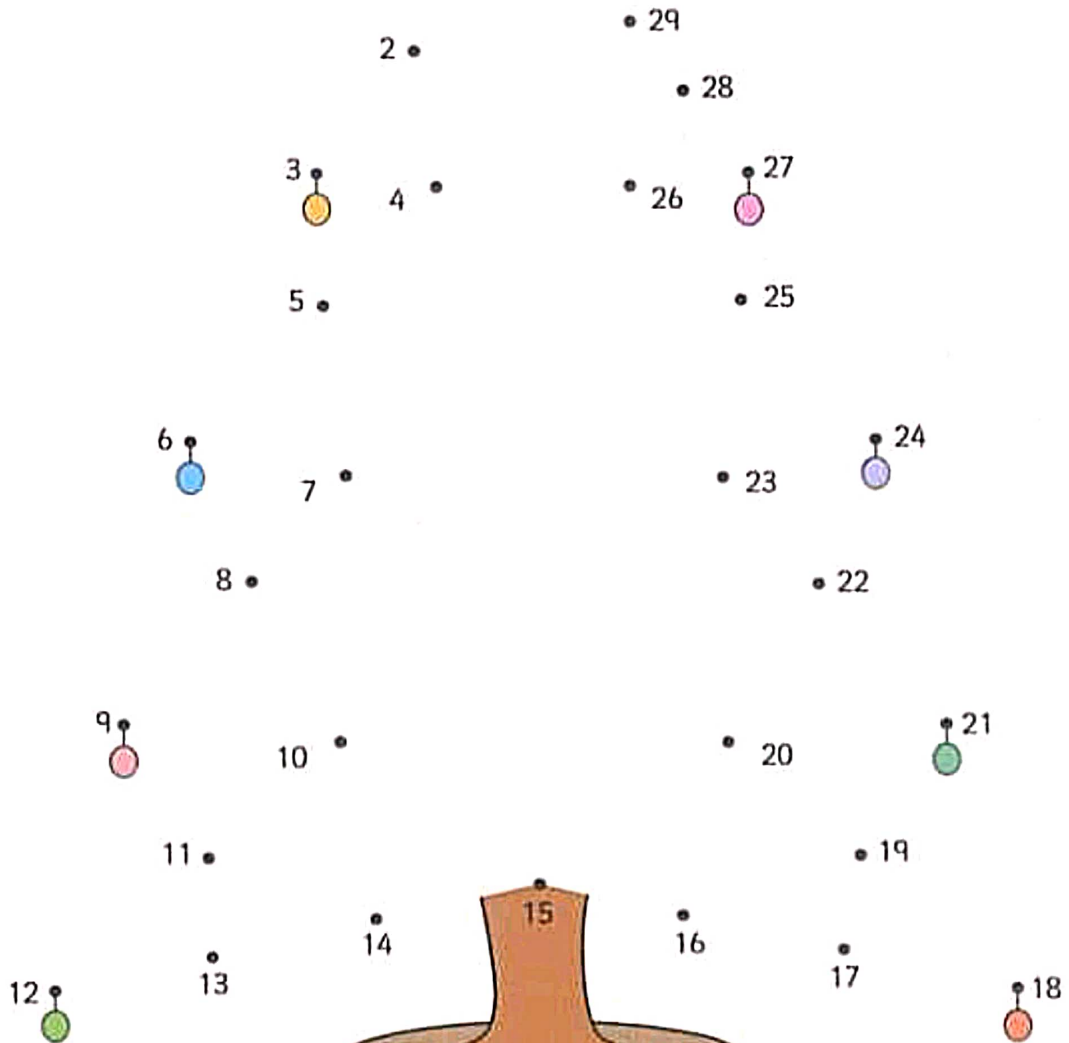
Join the dots. Colour the picture.



Count and colour the correct number of balls.

7	
3	
6	
8	
10	
2	
1	
4	
9	
5	

Join the dots ( 1 -30) :

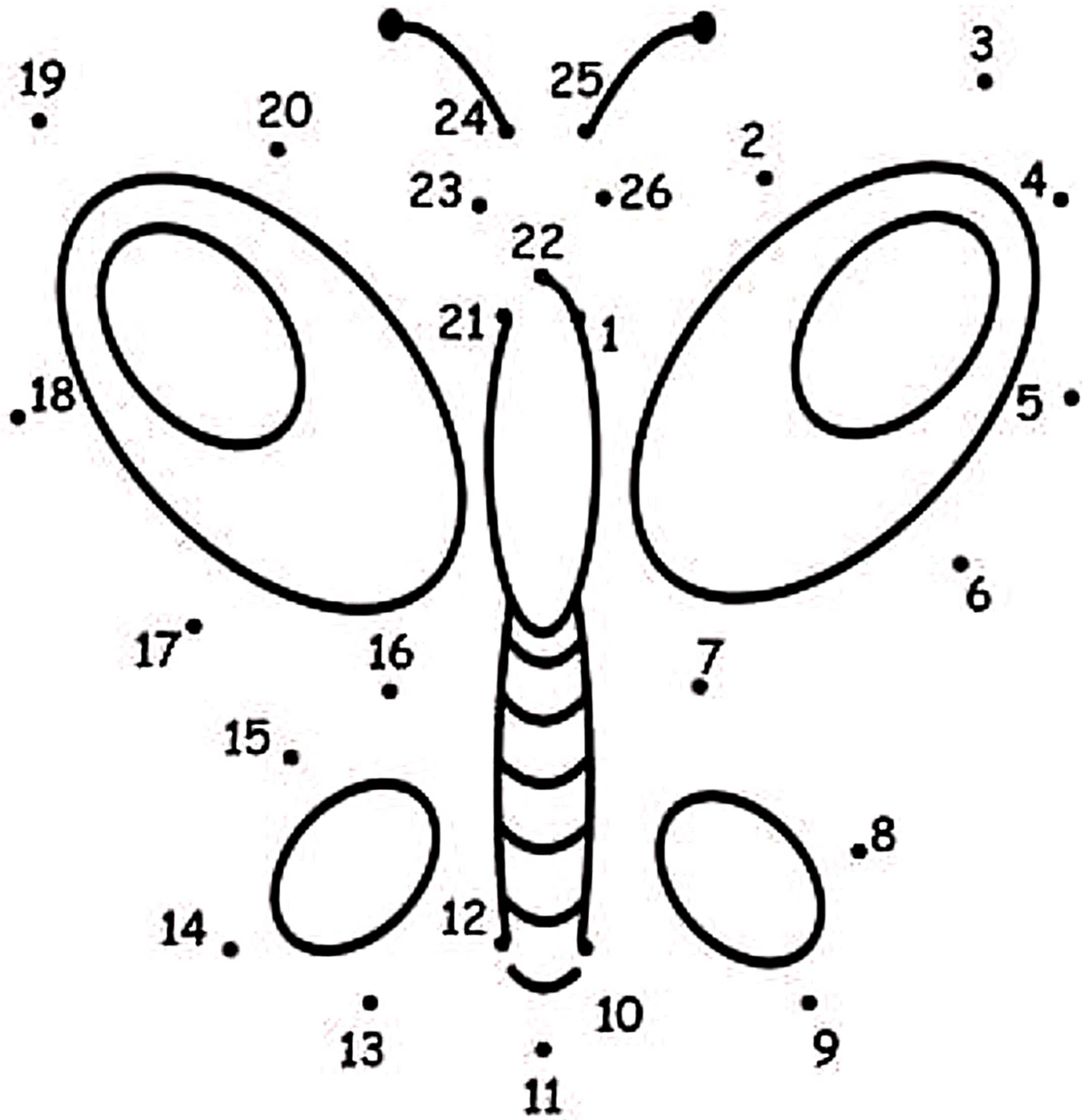










Write the missing numbers.

19					24
28					33
16					21
35					40

Join the dots. Colour the picture.



Count and write the number of objects.

	=
	=
	=
	=
	=
	=

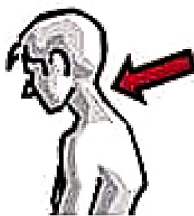
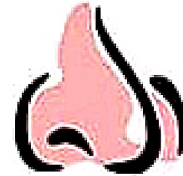

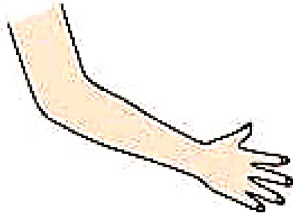


# UKG EVS

## My Body



How many of the following do we have?



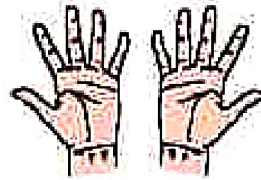

Skill: Knowledge of body parts

# UKG EVS

## Keeping Clean





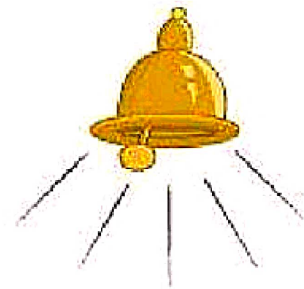
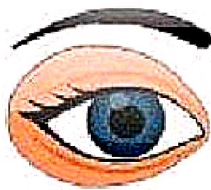

Match the objects you use to keep yourself clean.



Skill: Things we use to clean ourselves

## Body Parts & Colours/Shapes

Draw a line from picture on left to the matching picture on right .



Have a great



VaCaTion!