



BURARI PUBLIC SCHOOL

a venture with **UNIQUE**



NAME:.....

CLASS:.....

ROLL NO.:.....

BURARI PUBLIC SCHOOL

a venture with **UNIQUE**

SUMMER HOLIDAY HOMEWORK 2024-2025

Class IV

Dear children,

- You matter us most and we All Miss You!
- Stay safe
- Be kind to your family.
- Get creative

Summer vacations are at our doorsteps. Holidays are a well deserved opportunity to relax and unwind by indulging in activities that are pleasurable at the same educative. You are going to enjoy your holidays. It's a sincere request to all to complete holiday projects and home assignment on time. Engage yourself whole heartedly as you will learn a lot through it. Practice your hobbies or inculcate new hobbies. Do a lot of reading can be newspapers, magazines, books or novels. Watch English news daily in order to equip yourself with the information and facts to be used as content in the writing skills.

Summer Holiday Homework is an initiative on our part, to inculcate innovativeness.

Creativity and interest in the tasks assigned to our students. It will not only enable them to recapitulate what was taught but will also help them to connect themselves to the various learning processes. Kindly ensure that your child complete the assignment neatly.

General Instructions

- All the work should be hand-written.
- Original drawings/illustrations and creative use of material will be appreciated.
- Present your work on A4 size sheet and put it in an attractive folder with your name and class clearly written at the top.

English

1. Here's a **Project** for you based on your English-I book on page no. 31.

- Page 1 – Introduction
 - Page 2- Acknowledgment
 - Page 3- Index
 - Page 4- What is there in the park?
 - Page 5- What can you do there
 - Page 6- What are some of the things you can't do there?
 - Is this park really a perfect park?
 - Page 7- List the rules of the park as well. Use you can and you cannot for that.
 - Write a short note on 'The perfect park' and add a drawing of it. List the rules too.
 - Page 8- Bibliography
 - For making this project you have to use A-4 size colourful or printed sheets.
- Your handwriting must be neat and clean.
 - Paste pictures related to the topic.
 - Put it in a file and cover it beautifully
- (Project work contains 5 marks)**

Worksheet

1. Write a paragraph (150 words) on the following topics:

a) How to stay healthy

b) The day I made my parents proud

2. Read the newspaper regularly during holidays you may utilize your noon time for this activity.

Find three words daily from the newspaper and find out their meaning, synonyms and antonyms.

3. Watch movie and enhance your English language:

a) The lion King

b) Mary Poppins

4. Write a letter to your friend inviting her/him to spend a day with you during the summer vacation.

5. Develop the following outline into stories:

An old woman is begging on the road..... She looks poor..... Sonu the little boy feels for her..... he wants to her He goes up to sackkidnaps him..... a man chase her..... Saves Sonu..... Hands over the lady to the police.....Sonu learns a lesson.

6. English Comprehension:

Do page 11 to page 20

English cursive writing: Do page 11 to page 20.

(Do question no. 1, 2, 4, 5 in your English II homework notebook)

1. Here's a **Project** for you based on your English-I book on page no. 31.
 - Page 1 – Introduction
 - Page 2- Acknowledgment
 - Page 3- Index
 - Page 4- What is there in the park?
 - Page 5- What can you do there
 - Page 6- What are some of the things you can't do there?
 - Is this park really a perfect park?
 - Page 7- List the rules of the park as well. Use you can and you cannot for that.
 - Write a short note on 'The perfect park' and add a drawing of it. List the rules too.
 - Page 8- Bibliography
 - For making this project you have to use A-4 size colourful or printed sheets.
- Your handwriting must be neat and clean.
- Paste pictures related to the topic.
- Put it in a file and cover it beautifully
(Project work contains 5 marks)

हिंदी

- सुलेखन पुस्तक में पृष्ठ संख्या २१ से लेकर ४० तक पूरा करें ।
 - १ से १०० तक गिनती लिखे व याद करें ।(गृह कार्य नोटबुक)
- ☆ निम्नलिखित में से किन्हीं दो विषयों पर अनुच्छेद ६० से ८० शब्दों में लिखे । (गृह कार्य नोटबुक)
- चिड़ियाघर की सैर
 - वर्षा ऋतु
 - व्यायाम का महत्व
 - समय का सदुपयोग
- पाठ -३ और ५ को स्वयं पढ़ें तथा कठिन शब्दों को रेखांकित करके गृह कार्य नोटबुक में लिखें ।
 - कविता -४ 'सभा का खेल' कविता को A4 साइज शीट पर लिखे व याद करें तथा कविता से संबंधित चित्र चिपकाएँ ।
 - दिए गए चित्र पर आधारित कुछ वाक्य लिखें ।
 - पृष्ठ संख्या ७४ और ७५ पर अपठित गद्यांश ३ और ४ पुस्तक में करे

○ कार्यपत्रिका



अपठित गद्यांश – 1

राज के पास किट्टी नाम की एक पालतू बिल्ली है। वह सफेद और भूरे रंग की है। राज को अपने घर के पिछवाड़े में किट्टी के साथ खेलना पसंद है। वे दोनों साथ में तितलियों का पीछा करते हैं और घास में लौटते हैं। जब राज उसे पकड़ता है तो किट्टी उसे घूरने लगती है। राज अपनी बिल्ली से बहुत प्यार करता है।

प्रश्न -१. राज की पालतू बिल्ली का नाम क्या है?

प्रश्न -२. किट्टी किस रंग की है?

प्रश्न -३. राज और किट्टी कहाँ खेलते हैं?

प्रश्न-४. जब राज उसे पकड़ता है तो किट्टी क्या करती है?

अपठित गद्यांश – 2

एक बार एक छोटा सा आम का पेड़ अपनी कहानी सुना रहा था। वह कह रहा था, “मैं पहले छोटा सा बीज था। फिर मैं पानी, मिट्टी और सूरज की मदद से बड़ा हो गया। अब मैं बहुत ऊँचा और खुश हूँ।”

प्रश्न – १. आम का पेड़ क्या सुना रहा था?

प्रश्न – २. आम का पेड़ पहले क्या था?

प्रश्न – ३. आम के पेड़ ने बड़ा होने के लिए किन चीजों की मदद ली?

अपठित गद्यांश

एक बंदर जंगल में खेल रहा था। वह एक पेड़ से दूसरे पेड़ पर कूद रहा था। दूसरे पेड़ पर पहुंचते ही उसने वहाँ बहुत सारे फल देखे। उसने एक बड़े से अमरूद को छोड़कर एक छोटे से बेर को पकड़ा। वह खुशी से नाच रहा था।

प्रश्न – १. बंदर कहाँ खेल रहा था ?

प्रश्न – २. बंदर कहाँ कूद रहा था ?

प्रश्न – ३. बंदर ने क्या देखा ?

प्रश्न – ४. बंदर ने कौन सा फल पकड़ा ?

प्रश्न – ५. बंदर खुशी से क्या करने लगा ?

अपठित गद्यांश – 4

आज रानी पिकनिक पर जा रही है। वह चिड़ियाघर घूमने जा रही है। वह सभी जानवरों को देखने के लिए उत्साहित है। रानी का पसंदीदा जानवर जिराफ़ है। वह उसकी लंबी गर्दन और धब्बों से प्यार करती है। रानी को उम्मीद है कि वह आज जिराफ़ों को खाना खिला पाएगी। वह तस्वीरें लेने के लिए अपना कैमरा साथ लेकर जा रही है।

प्रश्न -१. आज रानी कहाँ जा रही है?

प्रश्न -२. रानी का पसंदीदा जानवर कौन सा है?

प्रश्न -३. रानी को जिराफ़ के बारे में क्या पसंद है?

प्रश्न -४. रानी चिड़ियाघर में तस्वीरें लेने के लिए क्या ले कर जा रही है?

अपठित गद्यांश-5

एक भालू और एक खरगोश एक साथ एक जंगल में रहते थे। वे एक दिन अपनी मित्रता की कहानी एक-दूसरे को सुना रहे थे। भालू ने कहा, “हमें कभी लड़ाई नहीं करनी चाहिए। हमेशा एक दूसरे की सहायता करनी चाहिए।”

खरगोश ने यह सुनकर कहा, “तुम सही कह रहे हो। हम दोनों मिलकर बहुत काम कर सकते हैं। हमारी मित्रता हमें मजबूत बनाती है।”

प्रश्न – १. कौन-कौन से जानवर एक साथ रहते थे?

प्रश्न – २. भालू ने क्या कहा?

प्रश्न – ३. मित्रता किसे मजबूत बनाती है?

विलोम शब्द

- | | | |
|----|------------|-------|
| 1 | अच्छा - | बुरा |
| 2 | अंकुश- | _____ |
| 3 | अक्रुर - | _____ |
| 4 | अनुज - | _____ |
| 5 | अग्रिम- | _____ |
| 6 | अंत - | _____ |
| 7 | अति - | _____ |
| 8 | अतिवृष्टि- | _____ |
| 9 | अनुकूल- | _____ |
| 10 | अनुरक्ति | _____ |

- 11 अनित्य _____
- 12 अनुलोम _____
- 13 अमृत, अमि, (अमिय) _____
- 14 अर्पण - _____
- 15 अपेक्षा- _____
- 16 अर्वाचीन- _____
- 17 अपकार- _____
- 18 अल्प - _____
- 19 अधम - _____
- 20 अनाथ- _____
- 21 आदर - _____
- 22 अंतर- _____
- 23 अल्पकालीन- _____
- 24 अपेक्षित- _____
- 25 अंगीकार, स्वीकार- _____
- 26 अवनि, पृथ्वी, भू- _____
- 27 अल्पायु- _____
- 28 अमर - _____
- 29 अतल - _____
- 30 अमावस्या - _____
- 31 असल- _____
- 32 अनुपस्थित- _____
- 33 अस्त - _____

- 34 अनैतिहासिक- _____
- 35 आरोह - _____
- 36 अनुत्तीर्ण - _____
- 37 अन्धकार - _____
- 38 आदि - _____
- 39 आगामी- _____
- 40 आग्रह - _____

○ कहानी पूरी करे ।

एक राज्य में एक हलवाई रहता था.....

● वाक्य निर्माण करे ।

1. रोना

2. सोना

3. हास्य

4. मज़ाक

5. खेल

6. खुशी

7. नहाना

8. मूल्यवान

9. नाश्ता

10. गाना

11. हमेशा

12. मुझे

13. स्कूल

14. क्या

15. सपना

16. कोशिश

17. जादुई

18. सूरज

MATHS

1. Make your own table book. Write Tables 1 to 30 on A4 size colored sheets. Staple all the sheets together to make your Table Book.

Write Tables in the following manner:

$$1 \times 1 = 1 \qquad 2 \times 1 = 2$$

$$1 \times 2 = 2 \qquad 2 \times 2 = 4$$

....so on

(Write two tables on one sheet.)

- Do the following worksheet

- WORKSHEET

MATHS WORKSHEET

Class IV

Q1. Write the number names for these numerals:

a) $2,22,222 =$ _____

b) $8,76,000 =$ _____

Q2. Fill in the blanks:

- a) The greatest 4-digit numeral is _____
- b) The numeral just before 80,000 is _____.
- c) The places ones, tens & hundreds belongs to _____ period.
- d) $50,000 + 2,000 + 100 + 30 + 4 =$ _____.
- e) Compare: $6,99,569$ _____ $6,96,965$ ($<$, $=$, $>$)
- f) The place just to the left of the hundreds place is _____.
- g) The place value of 7 in 8,76,403 is _____.
- h) A 5- digit number begins with _____ place.

Q3. What is the period and place of 9 in 6,95,076?

Period Place

Q4. Write the numerals for these number names:

- a) Sixty thousand six _____
- b) Seven lakh _____
- c) Nine lakh six thousand two hundred one _____
- d) Five lakh five thousand five _____
- e) Sixteen thousand forty one _____

Q5. Write the short form of:

- f) a) $40000 + 3000 + 200 + 70 + 5 =$ _____
- g) b) $90000 + 80 + 3 =$ _____



READ AND WRITE ROMAN NUMERALS TO 100

I 1	II 2	III 3	IV 4	V 5	VI 6	VII 7	VIII 8	IX 9	X 10
X 10	XX 20	XXX 30	XL 40	L 50	LX 60	LXX 70	LXXX 80	XC 90	C 100

Write the correct number next to each Roman numeral.

- | | |
|-------------------|--------------------|
| 1) XVII = _____ | 8) LXII = _____ |
| 2) XX = _____ | 9) XLVI = _____ |
| 3) XIV = _____ | 10) XC = _____ |
| 4) XXV = _____ | 11) LXXIII = _____ |
| 5) LI = _____ | 12) C = _____ |
| 6) XL = _____ | 13) XXIX = _____ |
| 7) XXXVII = _____ | 14) XCVII = _____ |

Write the correct Roman numerals next to each number.

- | | |
|---------------|----------------|
| 1) 13 = _____ | 8) 28 = _____ |
| 2) 30 = _____ | 9) 60 = _____ |
| 3) 9 = _____ | 10) 72 = _____ |
| 4) 50 = _____ | 11) 80 = _____ |
| 5) 25 = _____ | 12) 59 = _____ |
| 6) 19 = _____ | 13) 90 = _____ |
| 7) 41 = _____ | 14) 88 = _____ |



MULTIPLICATION – 2 DIGITS BY 2 DIGITS

SHEET 1

Multiply a 2 digit number by a 2 digit number.

$$\begin{array}{r} 1) \quad 27 \\ \times 16 \\ \hline \\ \hline \\ \hline \end{array}$$

$$\begin{array}{r} 2) \quad 45 \\ \times 12 \\ \hline \\ \hline \\ \hline \end{array}$$

$$\begin{array}{r} 3) \quad 35 \\ \times 18 \\ \hline \\ \hline \\ \hline \end{array}$$

$$\begin{array}{r} 4) \quad 31 \\ \times 23 \\ \hline \\ \hline \\ \hline \end{array}$$

$$\begin{array}{r} 5) \quad 35 \\ \times 21 \\ \hline \\ \hline \\ \hline \end{array}$$

$$\begin{array}{r} 6) \quad 56 \\ \times 14 \\ \hline \\ \hline \\ \hline \end{array}$$

$$\begin{array}{r} 7) \quad 31 \\ \times 18 \\ \hline \\ \hline \\ \hline \end{array}$$

$$\begin{array}{r} 8) \quad 56 \\ \times 15 \\ \hline \\ \hline \\ \hline \end{array}$$

$$\begin{array}{r} 9) \quad 39 \\ \times 24 \\ \hline \\ \hline \\ \hline \end{array}$$

$$\begin{array}{r} 10) \quad 17 \\ \times 32 \\ \hline \\ \hline \\ \hline \end{array}$$

$$\begin{array}{r} 11) \quad 24 \\ \times 33 \\ \hline \\ \hline \\ \hline \end{array}$$

$$\begin{array}{r} 12) \quad 33 \\ \times 25 \\ \hline \\ \hline \\ \hline \end{array}$$

Solve the following:

$$\begin{array}{r} 243118 \\ + 612741 \\ \hline \end{array}$$

$$\begin{array}{r} 854167 \\ - 481959 \\ \hline \end{array}$$

$$\begin{array}{r} 931897 \\ - 495704 \\ \hline \end{array}$$

$$\begin{array}{r} 601550 \\ + 424316 \\ \hline \end{array}$$

$$\begin{array}{r} 346583 \\ + 431473 \\ \hline \end{array}$$

$$\begin{array}{r} 750092 \\ + 332250 \\ \hline \end{array}$$

$$\begin{array}{r} 141321 \\ + 311606 \\ \hline \end{array}$$

$$\begin{array}{r} 614412 \\ + 489361 \\ \hline \end{array}$$

$$\begin{array}{r} 935527 \\ - 327662 \\ \hline \end{array}$$

$$\begin{array}{r} 290418 \\ - 273475 \\ \hline \end{array}$$

$$\begin{array}{r} 864710 \\ + 522211 \\ \hline \end{array}$$

$$\begin{array}{r} 854365 \\ - 541912 \\ \hline \end{array}$$

$$\begin{array}{r} 909646 \\ + 812862 \\ \hline \end{array}$$

$$\begin{array}{r} 662380 \\ + 214654 \\ \hline \end{array}$$

$$\begin{array}{r} 324770 \\ + 984646 \\ \hline \end{array}$$

$$\begin{array}{r} 848118 \\ - 720003 \\ \hline \end{array}$$

$$\begin{array}{r} 425507 \\ - 351372 \\ \hline \end{array}$$

$$\begin{array}{r} 156221 \\ - 128386 \\ \hline \end{array}$$

$$\begin{array}{r} 937401 \\ - 526304 \\ \hline \end{array}$$

$$\begin{array}{r} 872171 \\ - 215850 \\ \hline \end{array}$$

Long division by single digit (no remainder)

Find the quotient.

1. $4 \overline{)932}$

2. $8 \overline{)168}$

3. $7 \overline{)777}$

4. $9 \overline{)360}$

5. $6 \overline{)828}$

6. $3 \overline{)363}$

7. $9 \overline{)243}$

8. $5 \overline{)355}$

9. $2 \overline{)782}$

SOCIAL SCIENCE

1. Collect the following information from the given states. Also paste pictures to supplement the information such as Capital, Language, Traditional Dress, Main Food, Festivals, Main Crops, Monuments, Tourist Spots, Industries. (Do in scrapbook)

- a. Arunachal Pradesh
- b. Gujarat
- c. Jammu and Kashmir
- d. Tamil Nadu
- e. West Bengal

• There are so many historical monuments in the Northern plains of India. Visit any two monuments in Delhi. Write details about it and paste pictures related to it. (Do on A3 Size Sheet)

• Take a political map of India and mark all the 28 States and 8 Union Territories in it. Learn the capitals of all the States and Union Territories.

• TOPIC- EXPLORE INDIA

Our motherland, India is a very big and beautiful country. The wide variety in its physical features makes India a very interesting land to study. Here is a quiz for you to check your knowledge about this topic!

Name the following:-

- a. The first Indian women to climb Mount Everest. _____
- b. Seven states in north eastern India are called. _____
- c. The place near Allahabad where the Yamuna joins the Ganga. _____
- d. Also called 'Food Bowl of India'. _____
- e. Highest peak of India. _____
- f. The Pink city of Rajasthan. _____
- g. The capital of India. _____
- h. I am located in the northern mountains. My shawls and carpets are very famous. _____

SCIENCE

Q1-Make a model or chart of the life cycle of (Roll no. Wise)

- a. Butterfly (1-12)
- b. Cockroach (13-24)
- c. Frog (25- Above)

Q2-Observe different types of plants in your surroundings during your Holidays (at least 10) and make a list of them and classify them into according to their habitats.

Q3-Collect pictures of different types of food items and paste them in scrapbook. Write down their name and classify them accordingly to the components of food.

Do the following worksheet:



NAME :

TOPIC: Animal adaptation



Select the correct answer from options:



a) Identify the animal that sleeps throughout summer.

- i) Snail ii) Deer iii) Rabbit iv) Frog



b) Pick the parasite that lives on the host's body.

- i) Cockroach ii) Lice iii) Tapeworm iv) Roundworm

c) _____ can live on both land & water.

- i) Fish ii) Frog iii) Snail iv) Octopus



d) Sheep and Camel are _____ animals.

- i) omnivores ii) wild iii) herbivores iv) aerial



e) Birds are the example of _____ animals.

- i) domestic ii) amphibians iii) aerial iv) aquatic



f) Long winter sleep of animals is known as

- i) moulting ii) aestivation iii) hooves iv) hibernation



g) Whales and turtles have _____ that help in swimming.

- i) moulting ii) wings iii) flippers iv) fins



h) Animals that eat both plants and flesh of other animals are

- i) domestic ii) pray iii) omnivores iv) carnivores



i) Animal that can change its colour to protect itself.

- i) human being ii) whale iii) deer iv) chameleon



i) An example of endangered animal is

- i) human ii) dodo iii) cheetah iv) seals



k) To protect themselves from cold animals have _____

- i) thin skin ii) wool iii) thick, hairy skin iv) fat



Plant Kingdom

A. Fill in the blanks. Use the words in the box.

reproduce plants fruit place
stimuli grow die breathe

1. Living beings _____, _____ and _____.
2. The seeds germinate and develop into _____.
3. Living beings move from one _____ to another.
4. The flowers produce _____.
5. Living beings respond to _____.
6. Non living beings do not _____.

B. Experiment:



A leaf of a plant is covered with a plastic bag.
After some time droplets of water are found in
side the bag. What do you understand from this?

Activity: Put a leaf under a white sheet of paper. Hold it, hold the pencil tip sideways and rub on it. You will get an impression of the leaf.

Name: _____

Date: _____

Digestive System

Fill in the words from the word band in the sentences below.

Word Box

large intestine
digestive system

esophagus
mouth

anus
saliva

liver
small intestine

1. The _____ breaks down the food we eat.
2. Digestions begins in the _____ when you chew and swallow.
3. A watery liquid called _____ makes the food wet and soft, and it has a chemical that helps digest the food.
4. The _____ connects the bottom of your throat to your stomach.
5. The _____ is a long narrow tube that has spongy walls that soak up nutrients from food.
6. The _____ is on the right side of the body near the lowest rib. Its job is to clean the blood.

The Living Varieties

A. Name the following:

1. A plant that grows in desert: _____
2. An animal which is an ant eater: _____
3. An insect eating plant: _____
4. A bird whose egg weighs about one and half kilos: _____
5. An animal that can cut down a tree with its teeth: _____
6. A plant that can survive only in water: _____
7. A plant that have only leaves but people crave for it: _____
8. A plant whose leaves as well as roots are useful: _____

B. Puzzles:

1. What is the letter which is found in 'head', 'hands' and 'hair' but not in the 'body'?

2. Which were the biggest four-footed animals in our earth's history?

3. What is stored in camel's hump?

4. Which animal howl sounds similar to human laughter?

5. The smallest unit of living being is:

6. English scientist who discovered that plants release oxygen.

G.K

PROJECT

- Design a series of posters raising awareness about environmental issues such as pollution, deforestation, or endangered species. Include tips on how to help the environment.
- Choose a country or city and research its landmarks, culture, and traditions. Then, design a colourful travel brochure showcasing the highlights.
- Write details about these personality and paste their pictures.
- Sudha Murthy
- Lionel Messi
- Write Any 10 Medical Aids name and paste their pictures .

(Do these questions in A-4 size sheets)

Worksheets

1. What is the capital of France?

- a) London
- b) Paris
- c) Rome
- d) Berlin

2. Who painted the Mona Lisa?

- a) Leonardo da Vinci
- b) Vincent van Gogh
- c) Pablo Picasso
- d) Michelangelo

3. Which planet is known as the Red Planet?

- a) Venus
- b) Mars
- c) Jupiter
- d) Saturn

4. What is the longest river in the world?

- a) Amazon
- b) Nile
- c) Mississippi
- d) Yangtze

5. Who wrote "The Cat in the Hat"?

- a) Dr. Seuss
- b) J.K. Rowling
- c) Roald Dahl
- d) Beatrix Potter

Section B

True or False

6. The Great Wall of China is the only man-made structure visible from space. (True/False)
7. Penguins are mammals. (True/False)
8. The currency of Japan is the yen. (True/False)
9. The Statue of Liberty was a gift from France to the United States. (True/False)
10. Mount Everest is the tallest mountain in the world. (True/False)

Section C

Fill in the Blank

11. The capital of Australia is _____.
12. The process of a caterpillar turning into a butterfly is called _____.
13. The study of stars and planets is called _____.
14. The largest ocean in the world is the _____ Ocean.
15. The first man to walk on the moon was _____.

Moral Mind

- Make something special for your grandparents. When you go to meet them ask them about their life. Try to learn important lessons from them.
- Write down four quotes on discipline. Write them with the name of the person who wrote these quotes. What did you learn from them.
- Take a picture with the most patient person you know and stick it and also explain his/her behaviour.
- How do you motivate yourself to always be disciplined? Share an experience.
- Make a poster on 'Importance of Time and Discipline'

Computer

PROJECT


1. Draw a parts of computer with a description in a chart paper.

WORKSHEET


- Write the use of the following shortcut keys:


SHORTCUT	DESCRIPTION
Ctrl + A	
Ctrl + B	
Ctrl + C	
Ctrl + D	
Ctrl + E	
Ctrl + F	
Ctrl + G	
Ctrl + H	
Ctrl + I	
Ctrl + J	
Ctrl + K	
Ctrl + L	
Ctrl + M	
Ctrl + N	
Ctrl + O	
Ctrl + P	
Ctrl + Q	
Ctrl + R	
Ctrl + S	
Ctrl + T	
Ctrl + U	
Ctrl + V	
Ctrl + W	
Ctrl + X	
Ctrl + Y	
Ctrl + Z	


Color the computer keyboard as per given below.


Alphabet keys -  Yellow

Spacebar -  Green

Arrow keys -  Orange

Fuction keys -  Red

Number keys -  Blue

Enter key -  Pink



COMPUTER PARTS AND DEVICE

N	S	E	P	M	N	L	A	P	T	O	P	P	E
N	M	C	D	O	S	O	H	E	E	E	A	R	A
P	A	A	A	U	B	O	E	R	W	P	M	N	S
N	R	A	E	S	W	O	A	O	E	T	M	N	P
A	T	D	M	E	U	M	D	E	B	B	T	C	K
H	P	R	E	K	A	E	P	S	C	O	U	P	U
H	H	P	D	E	L	P	H	E	A	M	P	U	O
P	O	P	R	S	A	Y	O	R	M	O	O	E	H
A	N	E	A	I	E	R	N	A	E	N	T	S	W
P	E	E	O	R	N	L	E	S	R	I	R	H	K
L	B	I	B	M	A	T	S	L	A	T	Y	O	S
A	N	O	Y	C	N	R	E	A	Y	O	C	M	M
N	N	R	E	M	P	P	H	R	R	R	O	E	A
S	I	T	K	E	O	P	O	T	R	N	O	E	P

WEBCAMER



HEADPHONES



PRINTER



LAPTOP



SMARTPHONE

MONITOR

MOUSE



SPEAKER



CPU



KEYBOARD

TYPES OF COMPUTERS



Circle the correct option

The computer used for scientific purposes is a:

- Microcomputer Mainframe Supercomputer

Desktops, laptops, tablets are in the group of:

- Microcomputers Supercomputers Servers

Mainframes are used in:

- Church School Banks

Minicomputers are also called

- Mid night computers Mid range computers

Label these types of computer



Write H for hardware and S for Software



TICK THE CORRECT BOX BELOW



Input

Output



- Lable the parts of MS-Window 7 Desktop.

This is the main screen of Windows 7. Label its parts.

Can you name the screen shown in the picture?

Drawing

- Use waste newspapers and make a paper craft of your choice.
- Use Egg tray and make a cartoon craft
- Use origami sheets and make a collage.
- Use old socks and make a hand puppet.