



# BURARI PUBLIC SCHOOL

a venture with **UNIQUE**



**NAME:**.....

**CLASS:**.....

**ROLL NO.:**.....

# BURARI PUBLIC SCHOOL

a venture with **UNIQUE**

## SUMMER HOLIDAY HOMEWORK (2024-25)

### Class II

Dear children,

- You matter us most and we All Miss You!
- Stay safe
- Be kind to your family.
- Get creative

Summer vacations are at our doorsteps. Holidays are a well deserved opportunity to relax and rewind by indulging in activities that are pleasurable at the same educative. You are going to enjoy your holidays. It's a sincere request to all to complete holiday projects and home assignment on time. Engage yourself whole heartedly as you will learn a lot through it. Practice your hobbies or inculcate new hobbies. Do a lot of reading it can be newspapers, magazines, books or novels. Watch English news daily in order to equip yourself with the information and facts to be used as content in the writing skills.

Summer Holiday Homework is an initiative on our part, to inculcate innovativeness. Creativity and interest in the tasks assigned to our students. It will not only enable them to recapitulate what was taught but will also help them to connect themselves to the various learning processes. Kindly ensure that your child complete the assignment neatly.

### **General Instructions**

- All the work should be hand-written.
- Original drawings/illustrations and creative use of material will be appreciated.
- Present your work on A4 size sheet and put it in an attractive folder with your name and class clearly written at the top.

## ENGLISH

**Ques1.** Write a short paragraph on how and where you spent your summer holidays and also collect pictures as memories and paste it on an A4 size sheet.

**Ques2.** Make a portfolio on “*NAMING WORDS*” on A4 size sheets atleast 5 pages.

**Ques3.** Do one page cursive handwriting properly in your english 2 homework notebook atleast 10 pages.

**Ques 4.** Do the following worksheets.

## Complete the Sentences

Fill in the blanks using the correct word.

00

cook    book    foot    wood    looks



The table is made of \_\_\_\_\_.



James likes to \_\_\_\_\_ pizzas.



My mother gifted me a  
\_\_\_\_\_ on my birthday.



Stella fell off her bike and broke  
her \_\_\_\_\_.



Luke always \_\_\_\_\_ confused  
in the parties.

# Unscramble The Jumbled Words

Q. Rearrange the words to form a meaningful sentences.

a. happy is He for me

---

b. is a choice Happiness

---

c. you is Happiness seeing

---

d. for everyone Choices are

---

e. of Style reflection is a attitude

---

# Write

Look at each picture carefully.  
Write five sentences about each one.  
Use the words given below.



house, chimney, door, windows, sun, trees

.....

.....

.....

.....

.....



## Remember

Use a capital letter to start your sentence.

Use a full stop at the end of your sentence.

# हिंदी

1. इन गरमी की छुट्टियों में अपने परिवार वालों के साथ आसपास की किसी गौशाला में जाएं व वहां पर भ्रमण करके A4 साइज शीट में आपने गौशाला में क्या-क्या देखा उसके बारे में 10 पंक्तियाँ लिखें ।
2. स्वर 'आ' से लेकर स्वर 'औ' तक मात्राओं व शब्दों का चार्ट बनाइए ।
3. 1 से लेकर 10 तक हिंदी गिनती का चार्ट बनाएं ।
4. 10 संज्ञा शब्दों के नाम लिखिए 20 हिंदी सुलेख पृष्ठ लिखिए ।

## व्याकरण - गिनती

चौदह, बाईस, पच्चीस, इक्कीस, सताईस,  
सताइस, पन्द्रह, उनतीस, उन्नतीस  
अठारह, उन्नीस, बारह, अठाईस, सत्रह,  
नौ, छह, छः, ग्यारह, ग्यारह

प्रश्न- नीचे दिए गए खाली स्थानों पर सही गिनती चुनकर लगाएँ ।

14

27

22

11

25

19

21

18

29

12

9

28

6

17



## संज्ञा

परिभाषा - किसी प्राणी ,वस्तु ,भाव, गुण एवं स्थान के नाम को संज्ञा कहते है।

जैसे - राम, राधा, भारत, किताब, ताजमहल अदि।

नीचे दिए गए शब्दों में से संज्ञा शब्द पर गोला लगाओ।

राजू पीना चीन बड़ा

इंडिया गेट बस नाचना सुन्दर

पीला मोहन चलना गंगा नदी

हिमालय मुंबई अलमारी लिखना

बगीचा शिकार पानी फूल

## वचन

शब्द के रूप से संज्ञा या सर्वनाम का एक या एक से अधिक संख्या होने का पता चलता है। शब्द का यह रूप वचन कहलाता है। वचन दो प्रकार के होते हैं - एक वचन और बहुवचन।

**सही मिलान कीजिए।**

सब्जी	आदमी
रास्तों	दुकान
शहर	कपड़ा
चूड़ियाँ	कागज
आदमियों	सब्जियाँ
कपड़े	शहरों
दुकानों	रास्ता
कागजों	चूड़ी
त्यौहार	जलेबी
जलेबियाँ	त्यौहारों

# **MATHEMATICS**

- Learn and write table from 2 to 15 in your homework notebook.
- Paste or draw 2D and 3D shapes in your homework notebook.
- Do the following Worksheets.

Name: \_\_\_\_\_



# Addition

Find the sum.

$$\begin{array}{r} 1. \quad 37 \\ + \quad 43 \\ \hline \end{array}$$

$$\begin{array}{r} 2. \quad 43 \\ + \quad 17 \\ \hline \end{array}$$

$$\begin{array}{r} 3. \quad 54 \\ + \quad 36 \\ \hline \end{array}$$

$$\begin{array}{r} 4. \quad 35 \\ + \quad 15 \\ \hline \end{array}$$

$$\begin{array}{r} 5. \quad 49 \\ + \quad 21 \\ \hline \end{array}$$

$$\begin{array}{r} 6. \quad 68 \\ + \quad 12 \\ \hline \end{array}$$

$$\begin{array}{r} 7. \quad 39 \\ + \quad 51 \\ \hline \end{array}$$

$$\begin{array}{r} 8. \quad 52 \\ + \quad 38 \\ \hline \end{array}$$

$$\begin{array}{r} 9. \quad 63 \\ + \quad 27 \\ \hline \end{array}$$

$$\begin{array}{r} 10. \quad 51 \\ + \quad 29 \\ \hline \end{array}$$

$$\begin{array}{r} 11. \quad 45 \\ + \quad 35 \\ \hline \end{array}$$

$$\begin{array}{r} 12. \quad 71 \\ + \quad 29 \\ \hline \end{array}$$

Name: \_\_\_\_\_

Date: \_\_\_\_\_

## Matching Numbers and Words up to 1000

370

Six hundred and forty seven.

995

Two hundred and thirty eight.

186

Three hundred and seventy.

238

Nine hundred and ninety five.

647

One hundred and eight six.

Arrange the following in the ascending order:

1) 65, 98, 56, 45, 102, 150

A.  $45 < 56 < 65 < 98 < 102 < 150$

2) 34, 33, 51, 23, 38, 25

A.

3) 106, 45, 61, 587, 23, 456

A.

4) 34, 1, 33, 18, 29, 8

A.

5) 11, 29, 56, 19, 41, 23

A.

6) 27, 72, 22, 77, 23, 74

A.

7) 61, 15, 103, 87, 441, 222

A.

8) 51, 561, 105, 59, 591, 355

A.

9) 802, 704, 304, 201, 200, 820

A.

10) 20, 80, 30, 110, 280, 330

A.

Arrange the following in the descending order:

1) 55, 82, 65, 72, 44, 67

A.  $82 > 72 > 67 > 65 > 55 > 44$

2) 9, 19, 90, 99, 190, 999

A.

3) 409, 114, 45, 472, 34, 336

A.

4) 67, 76, 40, 406, 58, 118

A.

5) 0, 33, 6, 638, 53, 47

A.

6) 89, 20, 36, 7, 81, 95

A.

7) 37, 65, 48, 98, 89, 63

A.

8) 351, 108, 209, 210, 326, 562

A.

9) 667, 745, 987, 126, 338, 390

A.

10) 362, 830, 283, 982, 163, 87

A.

## Put the correct Sign

$4 < 9$

$8 \square 10$

$9 \square 9$

$4 \square 6$

$9 \square 7$

$6 \square 6$

$5 \square 8$

$6 \square 3$

$7 \square 7$

$7 \square 10$

$3 \square 3$

$5 \square 6$

$12 \square 12$

$19 \square 17$

$9 \square 12$

$16 \square 20$

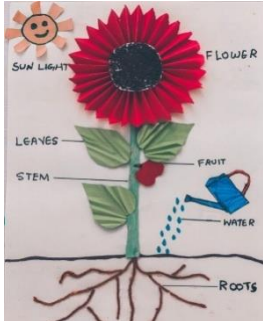
$15 \square 15$

$14 \square 19$

# EVS

## Activity – 1 Parts of Plants

Plants are living organisms and provide us with food materials, wood, etc. They have many parts such as roots, stems, leaves, flowers, fruits, etc. Make a Model of Parts of Plants on an A4 size sheet. Refer the picture below to make your model.



## Activity – 2 Fun with the Family

Well! It's Summer Vacations. You must have enjoyed your summer holidays with your family doing various activities and visiting various places. Paste pictures of the activities you enjoyed with your family during the holidays on an A4 size sheet.

## Activity -3 Clothes We Wear

We all need clothes to wear. Clothes cover our body and protects it from heat, cold, rain and dust. Clothes also make us look smart. We Wear different types of clothes during different seasons. Make a project on Clothes we wear during different seasons. Mention details about which type of clothes we wear in which season. Project must contain at least 5-6 pages. (Use A4 size sheets and arrange all the pages in a file)

- Do the following worksheets.



# ALL ABOUT ME!

My name is...

I am \_\_\_\_\_ years old.

I was born on...

I live in...

My favorite color is...

My favorite number is...

My favorite food is...

When I grow up, I want to be a...

My favorite animal is...

I like to...

## My Family



1. My name is \_\_\_\_\_.
2. I'm \_\_\_\_\_ years old.
3. My mother's name is \_\_\_\_\_.
4. My mother is a/an \_\_\_\_\_.
5. My father's name is \_\_\_\_\_.
6. My father is a/an \_\_\_\_\_.
7. My grandmother's name is \_\_\_\_\_.
8. My grandfather's name is \_\_\_\_\_.

Q) Fill in the blanks using the correct word from the box:

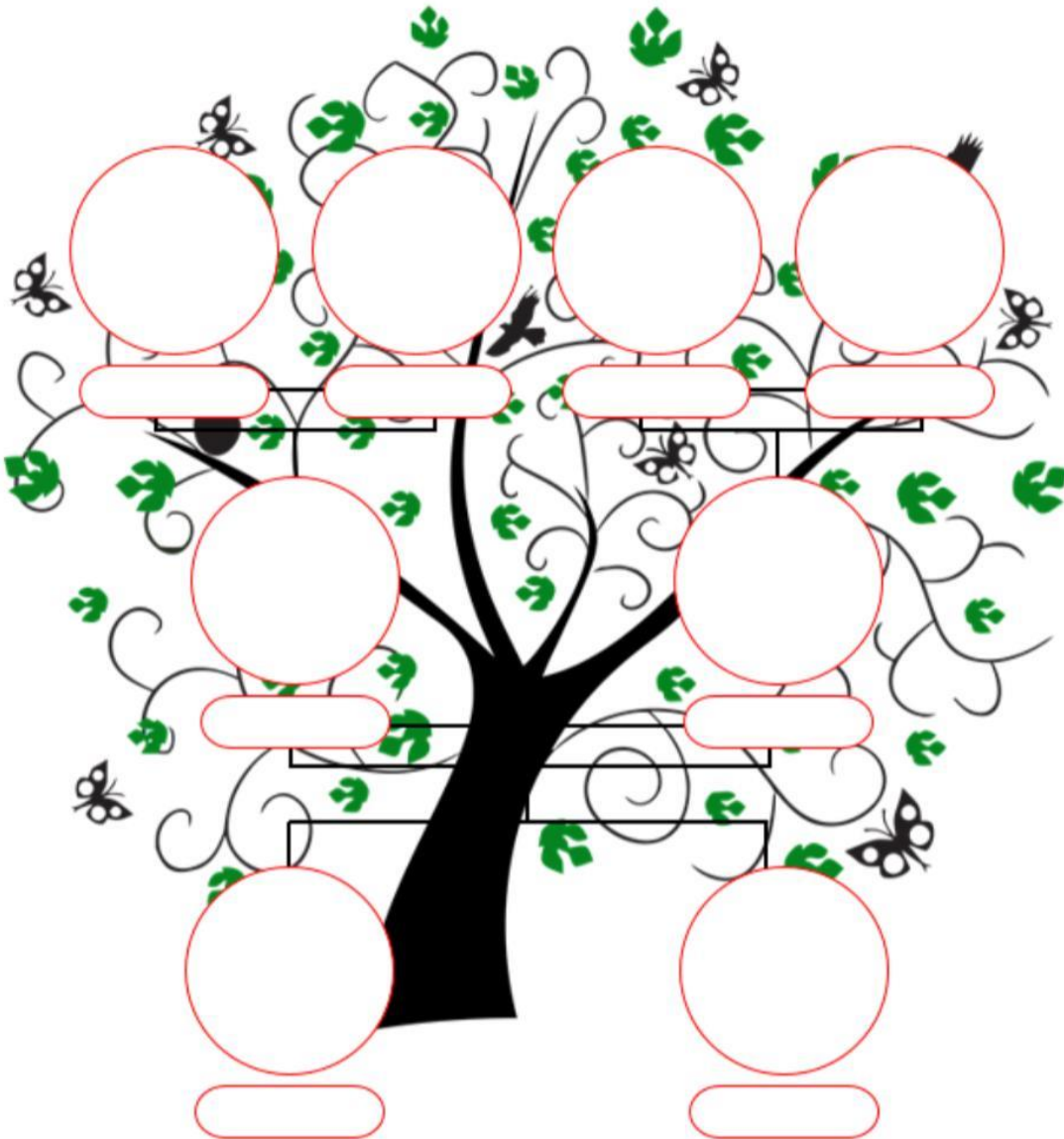
parents	siblings	uncle	grandfather
grandmother	cousins	grandparents	son
	daughter	aunt	

1. My father's father is my \_\_\_\_\_.
2. My father's mother is my \_\_\_\_\_.
3. My grandfather and my grandmother are called my \_\_\_\_\_.
4. My father and my mother are called my \_\_\_\_\_.
5. My sister and my brother are my \_\_\_\_\_.
6. My father's brother is my \_\_\_\_\_.
7. My father's sister is my \_\_\_\_\_.
8. The children of my aunt and uncle are my \_\_\_\_\_.
9. If am a boy, I am my parents' \_\_\_\_\_.
10. If I am a girl, I am my parents' \_\_\_\_\_.



- Paste pictures of your family members in **the Family Tree**.

# My Family Tree



# Family Coloring Page

Color the picture  
of the family.



# G.K

**Project :** Paste 10 different monuments of india on chart paper.

- **Learn these questions**

**(1) Which animal gives us wool?**

Ans- Sheep

**(2) What do we get when water freezes?**

Ans- Ice

**(3) What is a house made of snow called?**

Ans- Igloo

**(4) What kind of clothes do we wear during winter?**

Ans- Woollen clothes

**(5) India has \_\_\_\_\_ states.**

Ans- 28

**(6) What does a caterpillar turn into?**

Ans- Butterfly

**(7) Which Indian city is known as “Pink City”?**

Ans- Jaipur

**(8) Which is the largest cat in the world?**

Ans- Siberian tiger

**(9) Which animal is known as the “ship of the desert”?**

Ans- Camel

**(10) Which planet do we live on?**

Ans- Earth

## More About India

### Fill in the blanks:

1. India got independence in \_\_\_\_\_.
2. The first President of India was \_\_\_\_\_.
3. The most populous state in India is \_\_\_\_\_.
4. The largest state of India by area is \_\_\_\_\_.
5. The smallest state of India by area is \_\_\_\_\_.
6. The national animal of India is \_\_\_\_\_.
7. The Taj Mahal is located in \_\_\_\_\_.
8. The newest state of India is \_\_\_\_\_.
9. The highest highway tunnel in India is \_\_\_\_\_.
10. Paste the picture of the current Prime Minister of India.






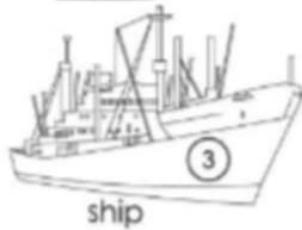

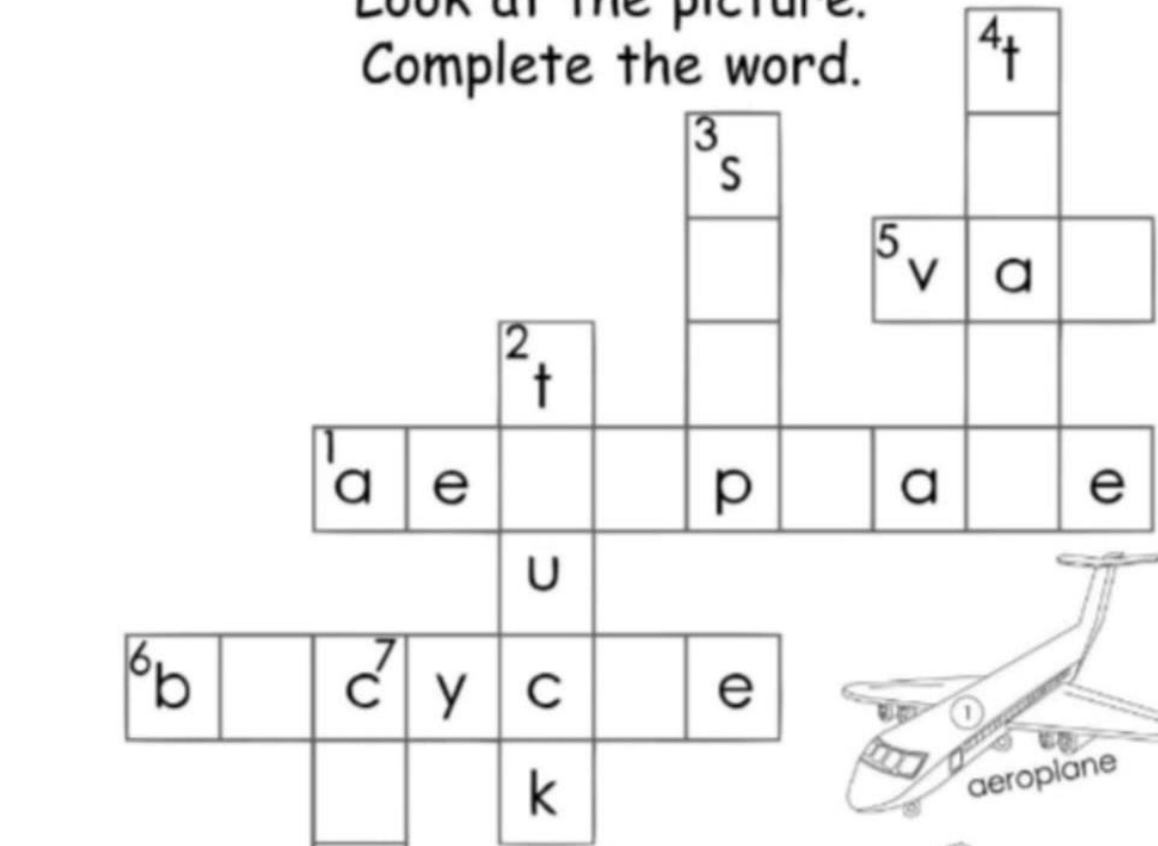
### Help Box

Dr. Rajendra Prasad, Goa, Rajasthan, Uttar Pradesh,  
Telangana, Royal Bengal Tiger, Agra, 1947,  
Atal Tunnel in Rohtang

Paste the  
picture  
here

# VEHICLES

Look at the picture.  
Complete the word.





# COMPUTER

**Project Work :** Make a chart of Parts of the Computer.

- Do the following worksheets.

## WORKSHEETS

### Grade1- Activity: Parts of a Computer

Name: .....

Section: .....

1. Drag the name to the correct place:

monitor      mouse      keyboard      CPU

1. The \_\_\_\_\_ controls the computer.
2. The \_\_\_\_\_ shows what is being done on the computer.
3. We can move the pointer on the screen using the \_\_\_\_\_.
4. We can enter letters and numbers into the computer using the \_\_\_\_\_.

2. Match:

#### Computer parts


#### Name



Mouse



CPU



Monitor

1. Now, answer the following questions:

a. What does the keyboard let you do?

.....  
.....

b. What do we use the monitor for?

.....  
.....

c. Which part of the computer makes it START ?

.....  
.....

2. Fill in the blanks using the hints given in the box below :

two	cables	monitor	rolling wheel	CPU
-----	--------	---------	---------------	-----

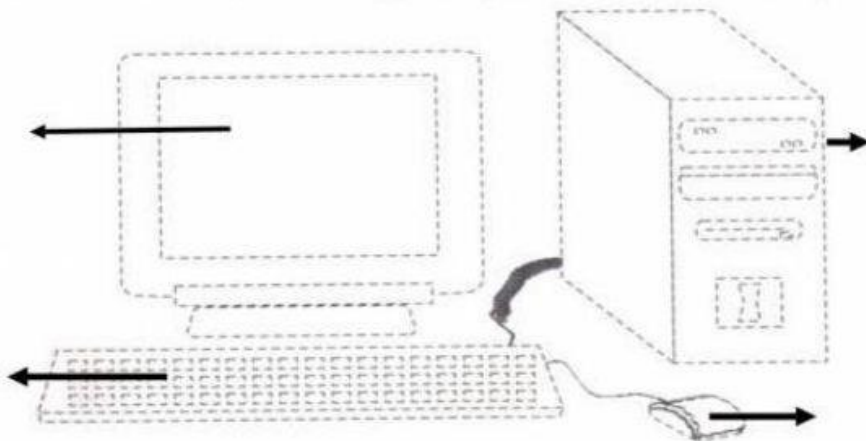
1. The part of the computer system that looks like a TV is the .....

2. The mouse has .....buttons and a .....

3. The..... is the brain of the computer

4. All parts of the computer are joined by ..... to the CPU.

3. Join the dots of the given picture and label it's parts.



## MORAL MIND

- Make a poster on Moral Values.





- Do the following worksheets.

# WORKSHEETS

## What would you like to do?

Drag and drop happy face for good behaviour and sad face for wrong behaviour

 Be a good listener	 Share toys
 Work together	 Run in the classroom
 Hitting each other	 Raise your hand before you speak
 Snatching toys	 Talk loudly out of turn



# Feelings Check-In


How am I feeling?

---

---

---

---



---

My Favorite New Activity

Inside:

---

---

---

Outside:

---

---

---

I Really Miss

1.

---

---

2.

---

---

3.

---

---

THANK YOU

I'M SORRY

PLEASE

EXCUSE ME

NAME:

# MIND YOUR MANNERS

Read each situation and list down the proper manners you have to remind yourself. Don't get in trouble!



**A GUEST VISITS YOUR HOME.**

- ★ \_\_\_\_\_
- ★ \_\_\_\_\_
- ★ \_\_\_\_\_
- ★ \_\_\_\_\_



**YOUR TEACHER IS LECTURING.**

- ★ \_\_\_\_\_
- ★ \_\_\_\_\_
- ★ \_\_\_\_\_
- ★ \_\_\_\_\_



**YOUR BABY BROTHER IS SLEEPING.**

- ★ \_\_\_\_\_
- ★ \_\_\_\_\_
- ★ \_\_\_\_\_
- ★ \_\_\_\_\_

Discuss this statement with your peers. What does it mean?  
"Do unto others as you would have them do unto you."

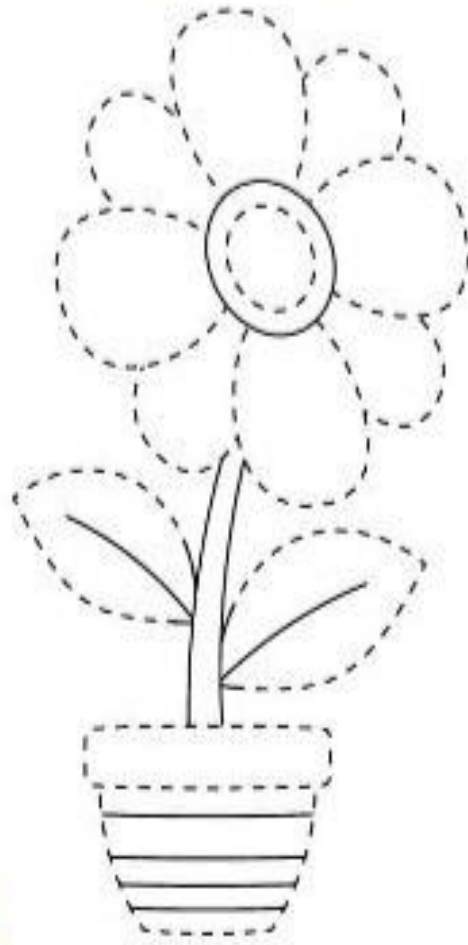
# DRAWING

- Draw 2 vegetables, 2 Fruits and 2 Flowers in Drawing File.
- Do the following worksheets.

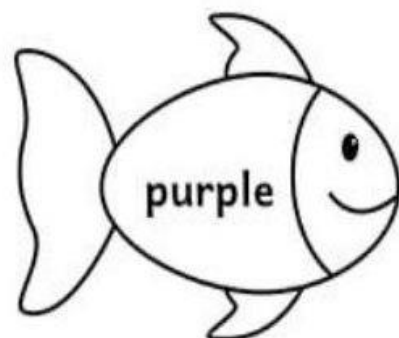
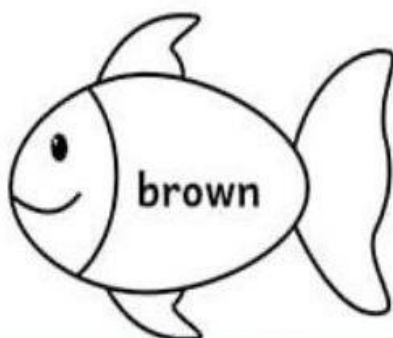




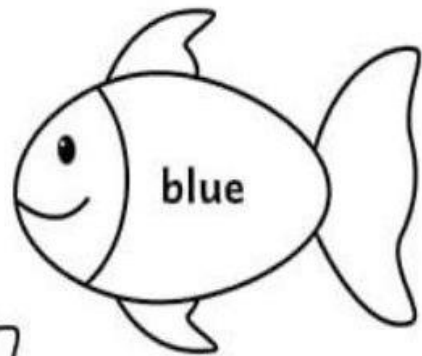
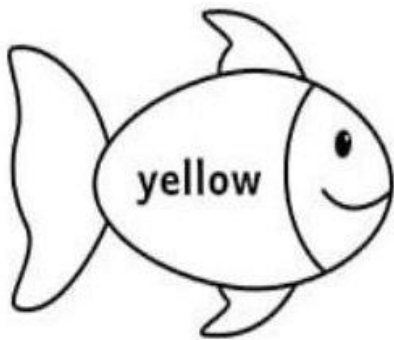
## WORKSHEETS

Flower Drawing for Kids

Tracing Flowers




# Fill the Color





**COLOR THE PICTURE**



**ENJOY YOUR SUMMER VACATIONS!**

